

XX518A3NAM12

cilindrični ultrazvučni senzor M18 – Sn 0,5 m – NO – konektor M12



Glavno

| | |
|-------------------------------|--|
| Range of product | OsiSense XX |
| Sensor type | Ultrasonic sensor |
| Series name | General purpose |
| Sensor name | XX5 |
| Sensor design | Cylindrical M18 |
| Detection system | Diffuse |
| [Sn] nominal sensing distance | 0.5 m adjustable with remote teach push-button |
| Material | Plastic |
| Type of output signal | Discrete |
| Discrete output function | 1 NO |
| Wiring technique | 3-wire |
| Discrete output type | NPN |
| [Us] rated supply voltage | 12...24 V DC with reverse polarity protection |
| Electrical connection | Male connector M12 4 pins |
| [Sd] sensing range | 0.051...0.508 m |
| Beam angle | 6 ° |
| IP degree of protection | IP67 conforming to IEC 60529 |

Komplementarno

| | |
|---|--|
| Enclosure material | Valox |
| Front material | Epoxy |
| Thread type | M18 x 1 |
| Supply voltage limits | 10...28 V DC |
| [Sa] assured operating distance | 0.051...0.508 m (teach mode) |
| Maximum differential travel | 2.5 mm |
| Blind zone | 0...51 mm |
| Transmission frequency | 300 kHz |
| Repeat accuracy | 1.27 % |
| Deviation angle from 90° of object to be detected | -7...7 ° |
| Minimum size of detected object | Cylinder diameter 2.5 mm at 0.15 m |
| Status LED | 1 LED (green) for supply on 1 LED (yellow) for output state |
| Current consumption | 40 mA |
| Maximum switching current | 100 mA with overload and short-circuit protection |
| Voltage drop | < 1 V |
| Switching frequency | <= 40 Hz |
| Delay first up | 100 ms |
| Delay response | 10 ms |
| Delay recovery | 10 ms |
| Marking | CE |
| Threaded length | 43 mm |
| Height | 18 mm |
| Width | 18 mm |
| Depth | 79 mm |
| Product weight | 0.033 kg |

Informacije dane u ovoj dokumentaciji sadrže opće opise i/ili tehničke karakteristike o performansama ovdje sadržanih proizvoda.
 Ova dokumentacija nije namijenjena kao zamjena za niti bi se trebala koristiti za određivanje prikladnosti ili pouzdanosti predmetnih proizvoda za konkretne korisničke primjene.
 Svaki takav korisnik ili integrator dužan je provesti odgovarajuću i potpunu analizu rizika, procjenu i ispitivanje proizvoda u odnosu na odgovarajuću specifičnu primjenu ili uporabu istog.
 Niti društvo Schneider Electric, Industries SAS niti bilo koje od njegovih povezanosti, poduzeća ili podružnica neće preuzeti obvezu ili snositi odgovornost za pogrešnu upotrebu ovdje sadržanih informacija.

Okolina

| | |
|---------------------------------------|--|
| standards | IEC 60947-5-2 |
| product certifications | CCSAus UL |
| ambient air temperature for operation | -20...65 °C |
| ambient air temperature for storage | -40...80 °C |
| vibration resistance | +/-1 mm conforming to IEC 60068-2-6 10...55 Hz |
| shock resistance | 30 gn in all 3 axes for 11 ms conforming to IEC 60068-2-27 |
| resistance to electrostatic discharge | 8 kV level 4 conforming to IEC 61000-4-2 |
| resistance to electromagnetic fields | 10 V/m level 3 conforming to IEC 61000-4-3 |
| resistance to fast transients | 1 kV level 3 conforming to IEC 61000-4-4 |

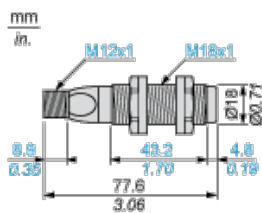
Offer Sustainability

| | |
|--|---|
| Not Green Premium product | Not Green Premium product |
| Compliant - since 1140 - Schneider Electric declaration of conformity | Compliant - since 1140 - Schneider Electric declaration of conformity |
| Reference contains SVHC above the threshold - go to CaP for more details | Reference contains SVHC above the threshold |
| Available | Available |

Contractual warranty

| | |
|-----------------|-----------|
| Warranty period | 18 months |
|-----------------|-----------|

Dimensions



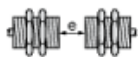
Minimum Mounting Distances

Side by side



e : respect the distances indicated on the detection curves

Face to face

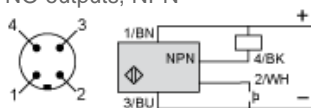


$e > 4 \times S_n$

Wiring Diagram

3-Wire Type

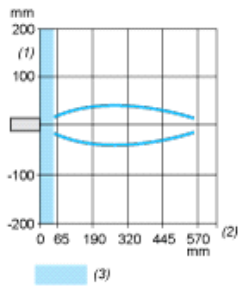
NO outputs, NPN



- (1) (+)
- (2) Teach input (WH)
- (3) (-)
- (4) Output

- BN Brown
- WH White
- BU Blue
- BK Black

Curves



- (1) Parallel movement
- (2) Distance
- (3) Blind zone for diffuse sensors.