

Podatkovni list proizvoda

Karakteristike

XVMC29M

baza s integriranom zujalicom – Ø 45 – 230 V, 4 kHz
– bijela – XVM



Glavno

Range of product	Harmony XVM
Product or component type	Base unit with cover
Kit composition	Base unit Cover
Component name	XVM
Indicator bank base type	Base with integrated buzzer
[Us] rated supply voltage	230 V

Komplementarno

Mounting diameter	45 mm
Signalling type	Continuous or intermittent buzzer
Supply circuit type	AC
Housing colour	White
Connections - terminals	Screw terminals: 1 x 0.325...1 x 1.5 mm ²
Marking	CE
Current consumption	< 18 mA
Fundamental frequency	4 kHz
Product weight	0.065 kg

Okolina

noise level	0...80 dB for 1 m
standards	EN/IEC 60947-1 EN/IEC 60947-5-1
product certifications	CCC
ambient air temperature for storage	-25...70 °C
ambient air temperature for operation	-10...50 °C
electrical shock protection class	Class I aluminium tube mounting conforming to IEC 60947-1 Class I aluminium tube mounting conforming to IEC 60947-5-1 Class I aluminium tube mounting conforming to IEC 61140
IP degree of protection	IP40 in any position except vertical position conforming to IEC 60529 IP42 in vertical position conforming to IEC 60529
protective treatment	TC

Contractual warranty

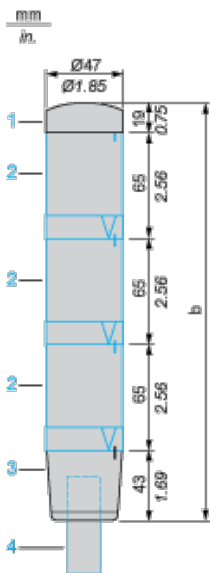
Warranty period	18 months
-----------------	-----------

Customer Assembled Tower Light

Dimensions

Below drawing shows a tower light with 3 illuminated stages. Select the number of stages according to the product characteristics in order to get **b** dimension.

Informacije dane u ovoj dokumentaciji sadrže opće opise i/ili tehničke karakteristike o performansama ovdje sadržanih proizvoda.
 Ova dokumentacija nije namijenjena kao zamjena za niti bi se trebala koristiti za određivanje prikladnosti ili pouzdanosti predmetnih proizvoda za konkretne korisničke primjene.
 Svaki takav korisnik ili integrator dužan je provesti odgovarajuću i potpunu analizu rizika, procjenu i ispitivanje proizvoda u odnosu na odgovarajuću specifičnu primjenu ili uporabu istog.
 Niti društvo Schneider Electric Industries SAS niti bilo koje od njegovih povezanih poduzeća ili podružnica neće preuzeti obvezu ili snositi odgovornost za pogrešnu upotrebu ovdje sadržanih informacija.

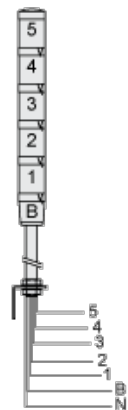


- (1) Cover (included with base unit)
- (2) Illuminated unit, to be ordered separately
- (3) Base unit
- (4) Fixing base XVMZ0*/Z0*T, to be ordered separately

Number of illuminated units (ref. 2)	b in mm	b in in.
1	127	5.00
2	192	7.56
3	257	10.12
4	322	12.68
5	387	15.24

Customer Assembled Tower Light

Wiring Diagram



Indicator bank with buzzer (4 illuminated units max.):

- 4: 4th illuminated unit
- 3: 3rd illuminated unit
- 2: 2nd illuminated unit
- 1: 1st illuminated unit
- N: Common
- B: Buzzer

Indicator bank without buzzer:

- 5: 5th illuminated unit
- 4: 4th illuminated unit
- 3: 3rd illuminated unit
- 2: 2nd illuminated unit

1: 1st illuminated unit

N: Common

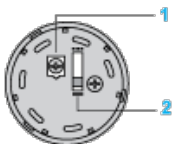
Maximum capacity for wiring through support tube:

- | 6 wires x 1 mm²/16 AWG,
- | 5 wires x 1.5 mm²/14 AWG

Base Unit with Integral Buzzer

Adjustment of Audible Signal

View from above:



- (1) Volume adjustment potentiometer: 0 to 85 dB. Use either a cross headed or flat tipped screwdriver.
- (2) 2-position selector for type of audible signal: continuous tone or intermittent tone