

XU2S18PP340D

sigurnosna svjetlosna zavjesa XU2-S-detekcija
tijela-Sn 8 m-12..24 V DC-M12



Glavno

Range of product	Preventa Safety detection
Product or component type	Safety thru-beam pair photo-electric sensors
Device short name	XU2S
Output type	1 safety outputs OSSD PNP
[Sn] nominal sensing distance	8 m

Komplementarno

Detection system	Transmitter-receiver system
[Us] rated supply voltage	12...24 V DC (10...30 V) reverse polarity protection
Current consumption	<= 35 mA no-load
Voltage drop	<= 1.5 V closed state
Switching capacity in mA	<= 100 mA (overload and short-circuit protection)
Switching frequency	500 Hz maximum
Electrical connection	1 male connector M12 4 pins
Line of sight type	Along case axis
Delay response	<= 1 ms
Delay recovery	<= 1 ms
Tightening torque	24 N.m fixing nut 2 N.m connector
Function available	Built-in muting function Light or dark programmable switching
Marking	CE
Material	Case : nickel plated brass Lenses : PMMA (polymethyl methacrylate)
Product weight	0.155 kg

Okolina

standards	EN/IEC 60825-1 EN/IEC 61496-1 EN/IEC 61496-2
safety level	Type 2 conforming to IEC 61496-1-2 Can reach PL = c conforming to EN/ISO 13849-1 (associated with module XPSCM correctly wired) Can reach category 2 conforming to EN/ISO 13849-1 (associated with module XPSCM correctly wired)
ambient air temperature for operation	-25...55 °C
safety reliability data	PFH = 4.6E-7 1/h conforming to IEC 61508 PFH = 5.5E-7 1/h conforming to IEC 61508 (with muting function)
ambient air temperature for storage	-40...70 °C
IP degree of protection	IP67 conforming to EN/IEC 60529
shock resistance	30 gn (3 axes : 3 times) conforming to EN/IEC 60068-2-27
vibration resistance	7 gn (f = 10...55 Hz) conforming to EN/IEC 60068-2-6

Offer Sustainability

Not Green Premium product	Not Green Premium product
---------------------------	---------------------------

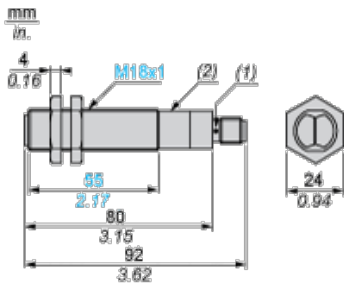
Informacije dane u ovoj dokumentaciji sadrže opće opise i/ili tehničke karakteristike o performansama ovdje sadržanih proizvoda. Ova dokumentacija nije namijenjena kao zamjena za niti bi se trebala koristiti za određivanje prikladnosti ili pouzdanosti predmetnih proizvoda za konkretne korisničke primjene. Svaki takav korisnik ili integrator dužan je provesti odgovarajuću i potpunu analizu rizika, procjenu i ispitivanje proizvoda u odnosu na odgovarajuću specifičnu primjenu ili uporabu istog. Niti društvo Schneider Electric, Industries SAS niti bilo koje od njegovih povezanih poduzeća ili podružnica neće preuzeti obvezu ili snositi odgovornost za pogrešnu upotrebu ovdje sadržanih informacija.

Contractual warranty

Warranty period	18 months
-----------------	-----------

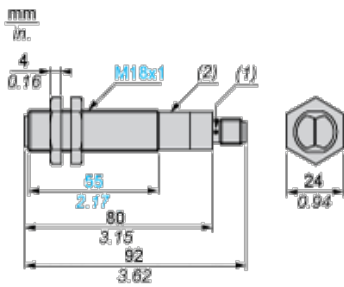
Dimensions

Receiver



- (1) LED
- (2) Potentiometer

Transmitter



- (1) LED
- (2) Potentiometer

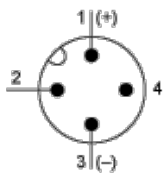
Wiring Schemes (3-wire DC)

Transmitter



- (1) Test

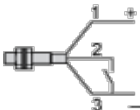
Connector Pin View



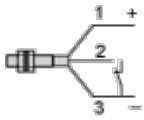
- (1) (+)
- (2) Test
- (3) (-)

Beam Break Test

Beam Made

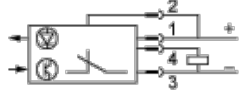


Beam Broken

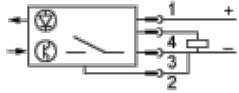


Receiver

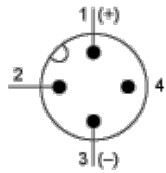
Light switching (no object present). PNP output



Dark switching (no object present). PNP output



Connector Pin View



- (1) (+)
- (2) Programming
- (3) (-)
- (4) Output

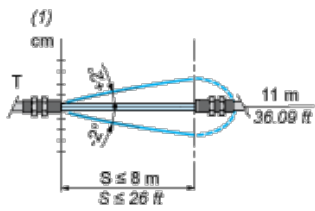
Connecting to a Safety Module

- 1 : Click on Download & Documents
- 2 : Click on System user guide

To have all connection schematics concerning our safety module, select "download and document" and download the file "Connecting to a monitoring device XU2S"

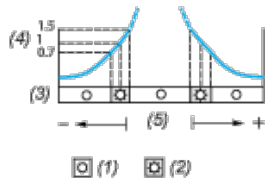
Curves

Infrared Detection Curve



(1) \varnothing of beam

Verification of Correct Operation



- (1) LED off
- (2) LED on
- (3) Red LED
- (4) Signal level
- (5) Optimum alignment