

## XCKD2102P16

granična sklopka XCKD–utisni klip s čeličnim kotačićem–1 NC + 1 NO–brzi–M16



### Glavno

|                               |   |
|-------------------------------|---|
| Range of product              | OsiSense XC                                   |
| Series name                   | Standard format                               |
| Product or component type     | Limit switch                                  |
| Device short name             | XCKD  |
| Sensor design                 | Compact form C conforming to CENELEC EN 50047 |
| Body type                     | Fixed   |
| Head type                     | Plunger head                                  |
| Material                      | Metal   |
| Body material                 | Zamak   |
| Head material                 | Zamak   |
| Fixing mode                   | By the body                                   |
| Movement of operating head    | Linear  |
| Type of operator              | Spring return roller plunger metal            |
| Type of approach              | Lateral approach 2 directions                 |
| Number of poles               | 2   |
| Contacts type and composition | 1 NC + 1 NO                                   |
| Contact operation             | Snap action                                   |

### Komplementarno

|  |  |
|--|--|
| Switch actuation                       | By 30° cam   |
| Electrical connection                  | Screw-clamp terminals, clamping capacity: 1 x 0.34...2 x 1.5 mm <sup>2</sup>   |
| Cable entry                            | 1 entry tapped for M16 x 1.5 cable gland, cable outer diameter: 4...8 mm   |
| Contacts insulation form               | Zb   |
| Positive opening                       | With   |
| Positive opening minimum force         | 36 N   |
| Minimum force for tripping             | 12 N   |
| Maximum actuation speed                | 0.5 m/s  |
| Repeat accuracy                        | 0.1 mm on the tripping points with 1 million operating cycles  |
| Contact code designation               | A300, AC-15 (U <sub>e</sub> = 240 V, I <sub>e</sub> = 3 A) , I <sub>the</sub> = 10 A conforming to EN 60947-5-1<br>A300, AC-15 (U <sub>e</sub> = 240 V, I <sub>e</sub> = 3 A) , I <sub>the</sub> = 10 A conforming to IEC 60947-5-1 appendix A<br>Q300, DC-13 (U <sub>e</sub> = 250 V, I <sub>e</sub> = 0.27 A) conforming to EN 60947-5-1<br>Q300, DC-13 (U <sub>e</sub> = 250 V, I <sub>e</sub> = 0.27 A) conforming to IEC 60947-5-1 appendix A |
| [Ui] rated insulation voltage          | 500 V degree of pollution 3 conforming to IEC 60947-1<br>300 V conforming to UL 508<br>300 V conforming to CSA C22.2 No 14   |
| Resistance across terminals            | <= 25 MOhm conforming to IEC 60255-7 category 3  |
| [Uimp] rated impulse withstand voltage | 6 kV conforming to IEC 60664<br>6 kV conforming to IEC 60947-1   |
| Short-circuit protection               | 10 A cartridge fuse gG   |
| Electrical durability                  | 5000000 cycles, DC-13, 120 V, 4 W, operating rate: <= 60 cyc/mn, load factor: 0.5, DC conforming to IEC 60947-5-1 appendix C<br>5000000 cycles, DC-13, 24 V, 10 W, operating rate: <= 60 cyc/mn, load factor: 0.5, DC conforming to IEC 60947-5-1 appendix C<br>5000000 cycles, DC-13, 48 V, 7 W, operating rate: <= 60 cyc/mn, load factor: 0.5, DC conforming to IEC 60947-5-1 appendix C  |
| Mechanical durability                  | 10000000 cycles  |

Informacije dane u ovoj dokumentaciji sadrže opće opise i/ili tehničke karakteristike o performansama ovdje sadržanih proizvoda. Ova dokumentacija nije namijenjena kao zamjena za niti bi se trebala koristiti za određivanje prikladnosti ili pouzdanosti predmetnih proizvoda za konkretne korisničke primjene. Svaki takav korisnik ili integrator dužan je provesti odgovarajuću i potpunu analizu rizika, procjenu i ispitivanje proizvoda u odnosu na odgovarajuću specifičnu primjenu ili uporabu istog. Niti društvo Schneider Electric Industries SAS niti bilo koje od njegovih povezanih podružnica neće preuzeti obvezu ili snositi odgovornost za pogrešnu upotrebu ovdje sadržanih informacija.

|                               |                        |
|-------------------------------|------------------------|
| Width                         | 31 mm                  |
| Height                        | 65 mm                  |
| Depth                         | 30 mm                  |
| Product weight                | 0.185 kg               |
| Terminals description ISO n°1 | (13-14)NO<br>(21-22)NC |

## Okolina

|                                       |   |
|---------------------------------------|---|
| shock resistance                      | 50 gn (duration = 11 ms) conforming to IEC 60068-2-27                                   |
| vibration resistance                  | 25 gn (f = 10...500 Hz) conforming to IEC 60068-2-6                                     |
| IP degree of protection               | IP66 conforming to IEC 60529<br>IP67 conforming to IEC 60529                            |
| IK degree of protection               | IK06 conforming to EN 50102   |
| electrical shock protection class     | Class I conforming to IEC 61140<br>Class I conforming to NF C 20-030                    |
| ambient air temperature for operation | -25...70 °C   |
| ambient air temperature for storage   | -40...70 °C   |
| protective treatment                  | TC  |
| product certifications                | CCC<br>CSA<br>UL  |
| standards                             | EN 60204-1<br>EN 60947-5-1<br>IEC 60204-1<br>IEC 60947-5-1<br>UL 508<br>CSA C22.2 No 14 |

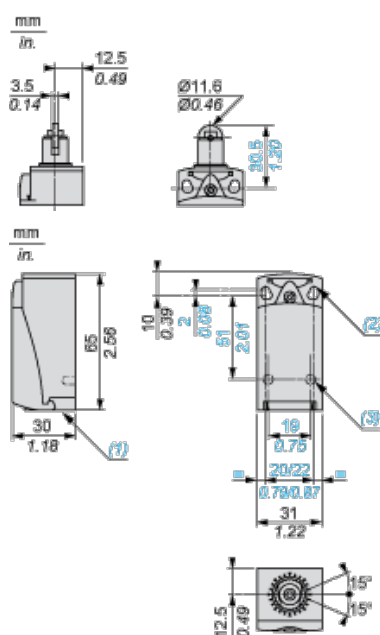
## Offer Sustainability

|   |   |
|---|---|
| Green Premium product   | Green Premium product   |
| Compliant - since 1002 - Schneider Electric declaration of conformity | Compliant - since 1002 - Schneider Electric declaration of conformity |
| Reference not containing SVHC above the threshold                     | Reference not containing SVHC above the threshold                     |
| Need no specific recycling operations                                 | Need no specific recycling operations                                 |

## Contractual warranty

|                 |           |
|-----------------|-----------|
| Warranty period | 18 months |
|-----------------|-----------|

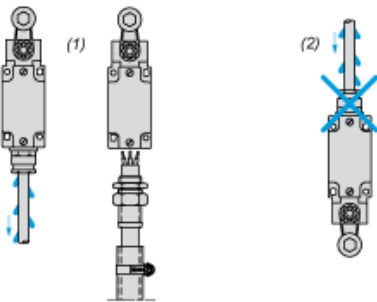
## Dimensions



- (1) Tapped entry for M16 x 1.5
- (2) 2 elongated holes  $\varnothing$  4.3 x 6.3 mm on 22 mm centres, 2 holes  $\varnothing$  4.3 on 20 mm centres.
- (3) 2 x  $\varnothing$  3 holes for support studs, depth 4 mm.

## Mounting with Cable Entry

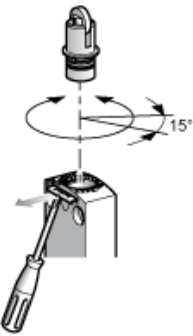
### Position of Cable Gland



- (1) Recommended
- (2) To be avoided

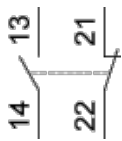
## Setting-up

### Plunger or Multi-directional Heads



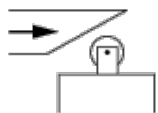
## Wiring Diagram

### 2-pole NC + NO Snap Action

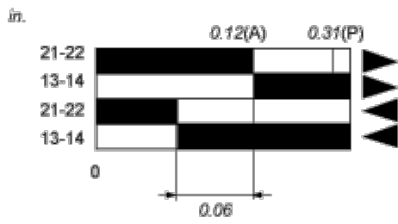
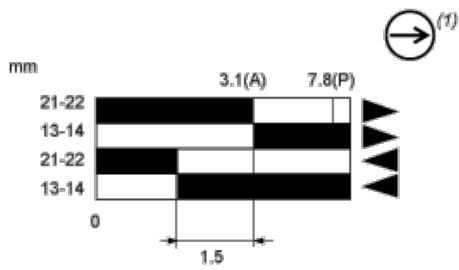


## Characteristics of Actuation

### Switch Actuation by 30° Cam



## Functionnal Diagram



- (2)
- (3)
- ▶ (4)
- ◀ (5)

- (P) Positive opening point
- (A) Cam displacement
- (1) NC contact with positive opening operation
- (2) Closed
- (3) Open
- (4) Tripping
- (5) Resetting