

## XC1AC176

granična sklopka XC1AC – poluga s kotačićem – 2  
NO – stupnjevito



### Glavno

Range of product	OsiSense XC
Series name	Special format
Product or component type	Limit switch
Product specific application	Materials handling
Device short name	XC1AC
Sensor design	-
Body type	Fixed
Head type	Plunger head
Material	Metal
Fixing mode	By the body
Movement of operating head	Linear
Type of operator	Spring return roller lever metal -
Switch actuation	By 30° cam
Type of approach	Lateral approach 2 directions
Electrical connection	Screw-clamp terminals, 1 x 0.5...1 x 2.5 mm <sup>2</sup>
Cable entry	3 entries tapped for Pg 13.5 cable gland, cable outer diameter: 9...12 mm
Number of poles	2
Contacts type and composition	2 NO
Contact operation	Slow-break, staggered
Number of steps	1
Positive opening	Without
Minimum force for tripping	23 N

### Komplementarno

Contacts insulation form	Zb
Maximum actuation speed	1 m/s from left 0.5 m/s from right
[Ithe] conventional enclosed thermal current	10 A
[Ui] rated insulation voltage	500 V AC
Resistance across terminals	<= 8 mOhm
Short-circuit protection	10 A cartridge fuse gG
Electrical durability	1000000 cycles AC-15, 110 V 900 VA, <= 60 cyc/mn, load factor: 0.5 conforming to IEC 60947-5-1 appendix C 50/60 Hz, inductive load type 1000000 cycles AC-15, 230 V 1900 VA, <= 60 cyc/mn, load factor: 0.5 conforming to IEC 60947-5-1 appendix C 50/60 Hz, inductive load type 1000000 cycles AC-15, 48 V 450 VA, <= 60 cyc/mn, load factor: 0.5 conforming to IEC 60947-5-1 appendix C 50/60 Hz, inductive load type 1000000 cycles DC-13, 110 V 100 W, <= 60 cyc/mn, load factor: 0.5 conforming to IEC 60947-5-1 appendix C inductive load type 1000000 cycles DC-13, 230 V 95 W, <= 60 cyc/mn, load factor: 0.5 conforming to IEC 60947-5-1 appendix C inductive load type 1000000 cycles DC-13, 48 V 100 W, <= 60 cyc/mn, load factor: 0.5 conforming to IEC 60947-5-1 appendix C inductive load type 3000000 cycles AC-15, 110 V 350 VA, <= 60 cyc/mn, load factor: 0.5 conforming to IEC 60947-5-1 appendix C 50/60 Hz, inductive load type 3000000 cycles AC-15, 230 V 430 VA, <= 60 cyc/mn, load factor: 0.5 conforming to IEC 60947-5-1 appendix C 50/60 Hz, inductive load type 3000000 cycles AC-15, 48 V 170 VA, <= 60 cyc/mn, load factor: 0.5 conforming to IEC 60947-5-1 appendix C 50/60 Hz, inductive load type 3000000 cycles DC-13, 110 V 40 W, <= 60 cyc/mn, load factor: 0.5 conforming to IEC 60947-5-1 appendix C inductive load type 3000000 cycles DC-13, 230 V 33 W, <= 60 cyc/mn, load factor: 0.5 conforming to IEC

Informacije dane u ovoj dokumentaciji sadrže opće opise i/ili tehničke karakteristike o performansama ovdje sadržanih proizvoda. Ova dokumentacija nije namijenjena kao zamjena za niti bi se trebala koristiti za određivanje prikladnosti ili pouzdanosti predmetnih proizvoda za konkretne korisničke primjene. Svaki takav korisnik ili integrator dužan je provesti odgovarajuću i potpunu analizu rizika, procjenu i ispitivanje proizvoda u odnosu na odgovarajuću specifičnu primjenu ili uporabu istog. Niti društvo Schneider Electric Industries SAS niti bilo koje od njegovih povezanih poduzeća ili podružnica neće preuzeti obvezu ili snositi odgovornost za pogrešnu upotrebu ovdje sadržanih informacija.

60947-5-1 appendix C inductive load type  
 3000000 cycles DC-13, 48 V 35 W, ≤ 60 cyc/mn, load factor: 0.5 conforming to IEC  
 60947-5-1 appendix C inductive load type

Mechanical durability	10000000 cycles
Width	77 mm
Height	157 mm
Depth	44 mm
Product weight	0.595 kg
Terminals description ISO n°1	(11-12)NC (13-14)NO

## Okolina

shock resistance	95 gn 11 ms IEC 60068-2-27
vibration resistance	9 gn 10...500 Hz IEC 60068-2-6
IP degree of protection	IP65 IEC 60529 IP65 NF C 20-010
electrical shock protection class	Class I conforming to IEC 61140 Class I conforming to NF C 20-030
ambient air temperature for operation	-25...70 °C
ambient air temperature for storage	-40...70 °C
protective treatment	TC
operating position	Any position
product certifications	CSA
standards	EN 60947-5-1 IEC 337-1 IEC 947-5-1 VDE 0660-200 CSA C22.2 No 14

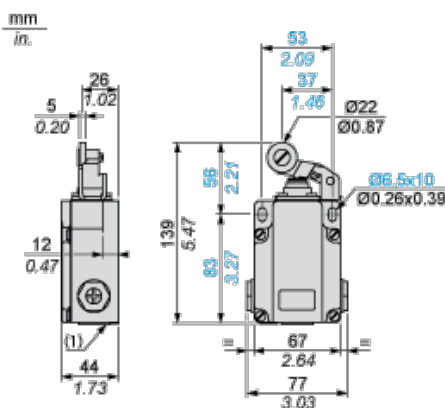
## Offer Sustainability

Not Green Premium product	Not Green Premium product
Will not be Compliant	Will not be Compliant
Reference not containing SVHC above the threshold	Reference not containing SVHC above the threshold
Need no specific recycling operations	Need no specific recycling operations

## Contractual warranty

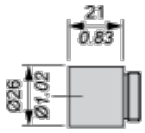
Warranty period	18 months
-----------------	-----------

## Dimensions



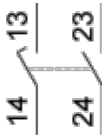
(1) 3 tapped entries for Pg 13.5 cable gland

## Adaptator Dimensions for ISO M20 x 1.5



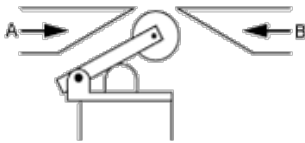
## Wiring Diagram

2-pole NO + NO Staggered, Slow Break



## Characteristics of Actuation

Switch Actuation by 30° Cam



## Functionnal Diagram



■ (1)  
□ (2)

- (1) Closed
- (2) Open