


SSP3A250BDRT

beskont. relej - ploča - ulaz 4-32 V DC, izlaz 48-530 V AC, 50 A - ter. interf.



Glavno

Range of product	Zelio Relay
Product or component type	Solid state relay
Provided equipment	Thermal interface
Device short name	SSP
Mounting support	Panel
Network number of phases	3 phases
Contacts type and composition	3 NO
Solid state output type	Random voltage switching

Komplementarno

Control type	Without test button
[Uc] control circuit voltage	4...32 V DC
Minimum switching voltage	4 V DC turn-on
Maximum switching voltage	1 V DC turn-off
Response time	0.1 ms turn-on 8.33 ms turn-off
Input current limits	24...35 mA
Output voltage	48...530 V AC
Load current	0.1...50 A
Absolute maximum voltage	1200 V
Surge current	<= 715 Afor 20 ms <= 750 Afor 16.6 ms <= 150 Afor 1 s
Maximum I ² t for fusing	2520 A ² .sfor 10 ms at 50 Hz half cycle 2320 A ² .sfor 8.3 ms at 60 Hz half cycle
Leakage current	<= 3 mA off-state
Voltage drop	<= 1.35 V on-state
DV/dt	500 V/μs off-state at maximum voltage
Cos phi	>= 0.5 with maximum load
Motor power hp	1.5 hp at 40 °C 120 V AC 3 hp at 40 °C 240 V AC 7.5 hp at 40 °C 480 V AC 8.8 hp at 40 °C 530 V AC
Motor power kW	1.11 kW at 40 °C 120 V AC 2.22 kW at 40 °C 240 V AC 5.55 kW at 40 °C 480 V AC 6.47 kW at 40 °C 530 V AC
Insulation resistance	>= 1000 MOhm at 500 V DC
Capacitance unbalance	<= 8 pF for input/output
Dielectric strength	4 kV ACfor input/output 4 kV ACfor input or output to case
Tightening torque	0.9...1.1 N.mfor input 1.7...2.2 N.mfor output
Connections - terminals	Screw terminals : 1 x 0.2...1 x 2.5 mm ² , (AWG 24...AWG 14) for input Screw terminals : 1 x 1.5...1 x 10 mm ² , (AWG 16...AWG 8) for output
Thermal resitance	0.12 °C/W
Local signalling	LED, greenfor input
IP degree of protection	IP20

Informacije dane u ovoj dokumentaciji sadrže opće opise i/ili tehničke karakteristike o performansama ovdje sadržanih proizvoda. Ova dokumentacija nije namijenjena kao zamjena za niti bi se trebala koristiti za određivanje prikladnosti ili pouzdanosti predmetnih proizvoda za konkretne korisničke primjene. Svaki takav korisnik ili integrator dužan je provesti odgovarajuću i potpunu analizu rizika, procjenu i ispitivanje proizvoda u odnosu na odgovarajuću specifičnu primjenu ili uporabu istog. Niti društvo Schneider Electric Industries SAS niti bilo koje od njegovih povezanih poduzeća ili podružnica neće preuzeti obvezu ili snositi odgovornost za pogrešnu upotrebu ovdje sadržanih informacija.

Product weight	0.36 kg
Width	101.3 mm
Height	79.7 mm
Depth	35.4 mm

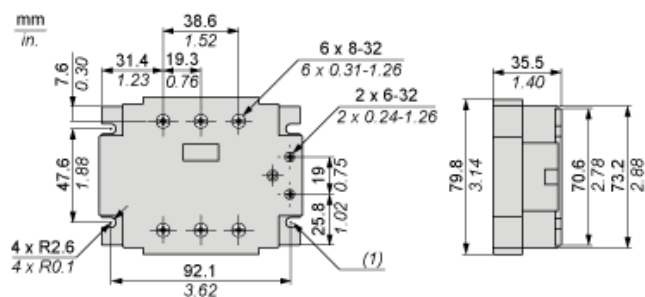
Okolina

flame retardance	V0 conforming to UL 94
ambient air temperature for operation	-40...80 °C
ambient air temperature for storage	-40...125 °C
pollution degree	2
overvoltage category	III
product certifications	CSA RoHS UL REACH
marking	CE
standards	IEC 61000 IEC 60950-1 IEC 62314

Offer Sustainability

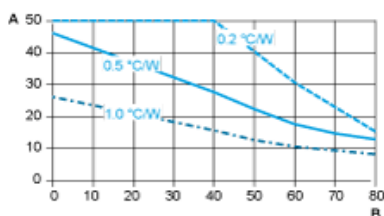
Green Premium product	Green Premium product
Compliant - since 1328 - Schneider Electric declaration of conformity	Compliant - since 1328 - Schneider Electric declaration of conformity
Reference not containing SVHC above the threshold	Reference not containing SVHC above the threshold
Available	Available
Available	Available

Dimensions



(1) 4 Mounting slots

Derating Curves



A : Load Current (Amperes)

B : Ambient Temperature (°C)