


SSP3A225B7T

beskont. relej - ploča - ulaz 18-36 V AC, izlaz 48-530 V AC, 25 A - ter. interf.



Glavno

| | |
|-------------------------------|------------------------|
| Range of product | Zelio Relay |
| Product or component type | Solid state relay |
| Provided equipment | Thermal interface |
| Device short name | SSP |
| Mounting support | Panel |
| Network number of phases | 3 phases |
| Contacts type and composition | 3 NO |
| Solid state output type | Zero voltage switching |

Komplementarno

| | |
|-------------------------------------|---|
| Control type | Without test button |
| [Uc] control circuit voltage | 18...36 V AC |
| Minimum switching voltage | 18 V AC turn-on |
| Maximum switching voltage | 2 V AC turn-off |
| Response time | 30 ms turn-off 20 ms turn-on |
| Input current limits | 15...20 mA |
| Output voltage | 48...530 V AC |
| Load current | 0.1...25 A |
| Absolute maximum voltage | 1200 V |
| Surge current | <= 275 Afor 20 ms <= 300 Afor 16.6 ms <= 85 Afor 1 s |
| Maximum I ² t for fusing | 380 A ² .sfor 10 ms at 50 Hz half cycle 370 A ² .sfor 8.3 ms at 60 Hz half cycle |
| Leakage current | <= 3 mA off-state |
| Voltage drop | <= 1.35 V on-state |
| DV/dt | 500 V/μs off-state at maximum voltage |
| Cos phi | >= 0.5 with maximum load |
| Motor power hp | 0.75 hp at 40 °C 120 V AC 1 hp at 40 °C 240 V AC 3 hp at 40 °C 480 V AC 4.4 hp at 40 °C 530 V AC |
| Motor power kW | 0.56 kW at 40 °C 120 V AC 0.74 kW at 40 °C 240 V AC 2.22 kW at 40 °C 480 V AC 3.24 kW at 40 °C 530 V AC |
| Insulation resistance | >= 1000 MOhm at 500 V DC |
| Capacitance unbalance | <= 8 pF for input/output |
| Dielectric strength | 4 kV ACfor input/output 4 kV ACfor input or output to case |
| Tightening torque | 0.9...1.1 N.mfor input 1.7...2.2 N.mfor output |
| Connections - terminals | Screw terminals : 1 x 0.2...1 x 2.5 mm ² , (AWG 24...AWG 14) for input Screw terminals : 1 x 1.5...1 x 10 mm ² , (AWG 16...AWG 8) for output |
| Thermal resitance | 0.24 °C/W |
| Local signalling | LED, greenfor input |
| IP degree of protection | IP20 |

Informacije dane u ovoj dokumentaciji sadrže opće opise i/ili tehničke karakteristike o performansama ovdje sadržanih proizvoda. Ova dokumentacija nije namijenjena kao zamjena za niti bi se trebala koristiti za određivanje prikladnosti ili pouzdanosti predmetnih proizvoda za konkretne korisničke primjene. Svaki takav korisnik ili integrator dužan je provesti odgovarajuću i potpunu analizu rizika, procjenu i ispitivanje proizvoda u odnosu na odgovarajuću specifičnu primjenu ili uporabu istog. Niti društvo Schneider Electric Industries SAS niti bilo koje od njegovih povezanih poduzeća ili podružnica neće preuzeti obvezu ili snositi odgovornost za pogrešnu upotrebu ovdje sadržanih informacija.

| | |
|----------------|----------|
| Product weight | 0.36 kg |
| Width | 101.3 mm |
| Height | 79.7 mm |
| Depth | 35.4 mm |

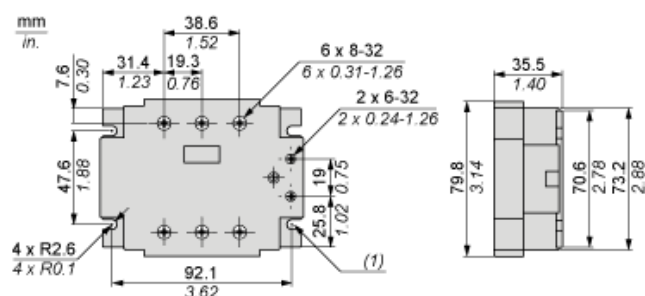
Okolina

| | |
|---------------------------------------|---------------------------------------|
| flame retardance | V0 conforming to UL 94 |
| ambient air temperature for operation | -40...80 °C |
| ambient air temperature for storage | -40...125 °C |
| pollution degree | 2 |
| overvoltage category | III |
| product certifications | CSA RoHS UL REACH |
| marking | CE |
| standards | IEC 61000 IEC 60950-1 IEC 62314 |

Offer Sustainability

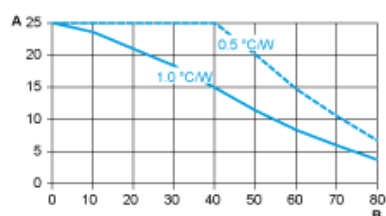
| | |
|---|---|
| Green Premium product | Green Premium product |
| Compliant - since 1328 - Schneider Electric declaration of conformity | Compliant - since 1328 - Schneider Electric declaration of conformity |
| Reference not containing SVHC above the threshold | Reference not containing SVHC above the threshold |
| Available | Available |
| Available | Available |

Dimensions



(1) 4 Mounting slots

Derating Curves



A : Load Current (Amperes)

B : Ambient Temperature (°C)