

## RXG25ED

utični relej sučelja – Zelio RXG – 2 C/O proziran – 48 V DC – 5 A



### Glavno

Range of product	Zelio Relay
Series name	Interface relay
Product or component type	Plug-in relay
Device short name	RXG
Contacts type and composition	2 C/O

### Komplementarno

Contacts material	Silver alloy (AgSnO <sub>2</sub> In <sub>2</sub> O <sub>3</sub> )
Contact resistance	100 mOhm
[Ithe] conventional enclosed thermal current	5 A (temperature : -40...55 °C)
[Ie] rated operational current	5 A at 30 V DC conforming to UL 5 A at 30 V DC conforming to IEC 5 A at 250 V AC conforming to IEC 5 A at 250 V AC conforming to UL
Maximum switching voltage	250 V AC 30 V DC
Load current	5 A at 250 V AC
Maximum switching capacity	1250 VA
Minimum switching capacity	50 mW at 10 mA, 5 V DC
Operating rate	<= 18000 cycles/hour no-load <= 1800 cycles/hour under load
Utilisation coefficient	20 %
Mechanical durability	10000000 cycles
Electrical durability	100000 cyclesfor NO resistive load at 55 °C 100000 cyclesfor NC resistive load at 55 °C
[Ui] rated insulation voltage	250 V conforming to IEC 300 V conforming to UL 300 V conforming to CSA
[Uimp] rated impulse withstand voltage	6 kVfor 1.2/50 µs
Dielectric strength	5000 V AC (reinforced insulation between coil and contact) 3000 V AC (basic insulation between poles) 1000 V AC (micro disconnection between contacts)
Resistance	4400 Ohm +/- 10 %
Insulation resistance	1000 MOhm at 500 V DC
Mounting position	Any position
Drop-out voltage threshold	>= 0.1 U <sub>c</sub> DC
Electrical insulation class	Class F
Operating time	20 ms
Reset time	20 ms
[U <sub>c</sub> ] control circuit voltage	48 V DC
Safety reliability data	B10d = 100000
Colour of cover	Transparent
Product weight	0.018 kg
Device presentation	Complete product

Informacije dane u ovoj dokumentaciji sadrže opće opise i/ili tehničke karakteristike o performansama ovdje sadržanih proizvoda. Ova dokumentacija nije namijenjena kao zamjena za niti bi se trebala koristiti za određivanje prikladnosti ili pouzdanosti predmetnih proizvoda za konkretne korisničke primjene. Svaki takav korisnik ili integrator dužan je provesti odgovarajuću i potpunu analizu rizika, procjenu i ispitivanje proizvoda u odnosu na odgovarajuću specifičnu primjenu ili uporabu istog. Niti društvo Schneider Electric, Industries SAS niti bilo koje od njegovih povezanih poduzeća ili podružnica neće preuzeti obvezu ili snositi odgovornost za pogrešnu upotrebu ovdje sadržanih informacija.

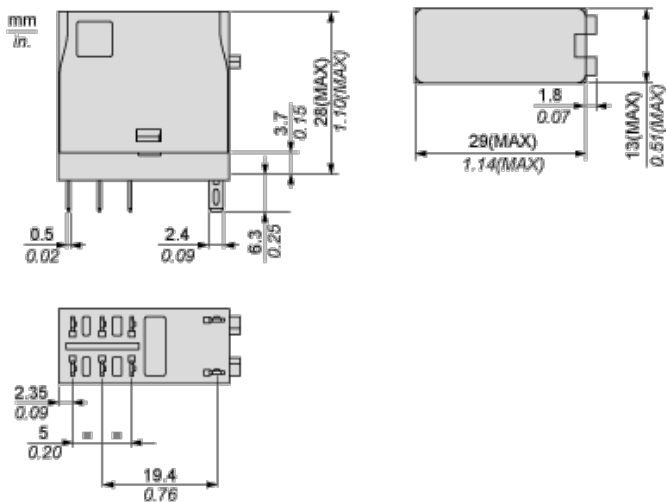
## Okolina

vibration resistance	3 gn (f = 10...150 Hz), amplitude +/- 0.75 mm (in operation) 5 gn (f = 10...150 Hz), amplitude +/- 0.75 mm (not in operation)
IP degree of protection	IP40
shock resistance	20 gn in operation 100 gn not in operation
protection category	RT I
standards	UL 508 CSA C22.2 No 14 IEC 61810-1
product certifications	CE CSA RoHS UL REACH EAC China RoHS
pollution degree	2
overvoltage category	III
ambient air temperature for storage	-40...85 °C
ambient air temperature for operation	-40...70 °C
relative humidity	10...85 %
torque value	0.8 N.m

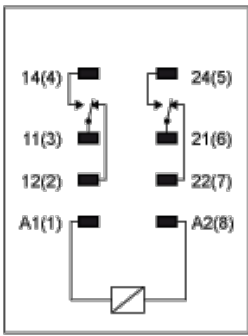
## Offer Sustainability

Green Premium product	Green Premium product
Compliant - since 1426 - Schneider Electric declaration of conformity	Compliant - since 1426 - Schneider Electric declaration of conformity
Reference not containing SVHC above the threshold	Reference not containing SVHC above the threshold
Available	Available
Need no specific recycling operations	Need no specific recycling operations

## Dimensions

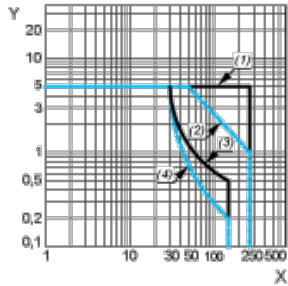


## Wiring Diagram



## Performance Curves

### Maximum Switching Capacity



X : Switching voltage (V)

Y : Switching current (A)

(1) AC Resistive Load

(2) AC Inductive Load  $\cos(\phi)=0.4$

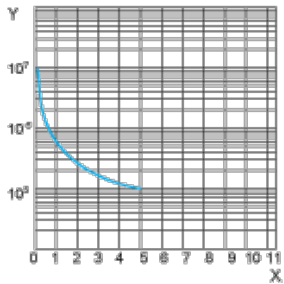
(3) DC Resistive Load

(4) DC Inductive Load  $T_{0.95}=6P$

## Performance Curves

### Life Expectancy

Resistive Load



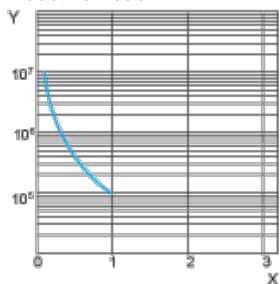
X : Contact Current (A)

Y : Operating Cycle Number

## Performance Curves

### Life Expectancy

Inductive Load



X : Contact Current (A)  
Y : Operating Cycle Number