

## RUZC3M

utičnica RUZ–mješoviti kontakt–10 A–<250 V–  
konektor–za relej RXM2.., RUMC3..



### Glavno

Range of product	Zelio Relay
Product or component type	Socket
Contact terminal arrangement	Mixed
Product compatibility	Plug-in relay RUM (3 C/O) Plug-in relay RE48A (2 C/O)
Shape of pin	Cylindrical
Device short name	RUZ
Sale per indivisible quantity	10

### Komplementarno

[I <sub>th</sub> ] conventional free air thermal current	10 A
[U <sub>e</sub> ] rated operational voltage	< 250 V
Tightening torque	< 1 N.m (M3.5 screw(s))
Fixing mode	By screw mounting on panel Clip-on mounting on 35 mm symmetrical DIN rail
Marking	CE
Width	38 mm
Product weight	0.054 kg

### Okolina

connections - terminals	Connector, flexible cable with cable end 1 x 0.25...1 x 2.5 mm <sup>2</sup> / AWG 22...AWG 14 Connector, flexible cable with cable end 2 x 0.25...2 x 1 mm <sup>2</sup> / AWG 22...AWG 17 Connector, solid cable without cable end 1 x 0.5...1 x 2.5 mm <sup>2</sup> / AWG 20...AWG 14 Connector, solid cable without cable end 2 x 0.5...2 x 1.5 mm <sup>2</sup> / AWG 20...AWG 16
standards	IEC 61984
product certifications	CSA UL
ambient air temperature for storage	-40...85 °C
ambient air temperature for operation	-40...55 °C
IP degree of protection	IP20 conforming to EN/IEC 60529
dielectric strength	2500 V

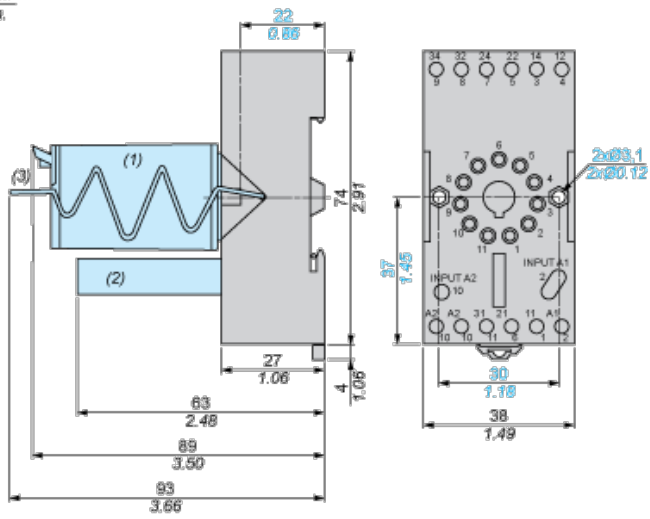
### Contractual warranty

Warranty period	18 months
-----------------	-----------

### Dimensions

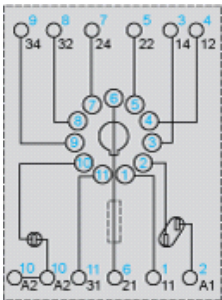
Informacije dane u ovoj dokumentaciji sadrže opće opise i/ili tehničke karakteristike o performansama ovdje sadržanih proizvoda.  
Ova dokumentacija nije namijenjena kao zamjena za niti bi se trebala koristiti za određivanje prikladnosti ili pouzdanosti predmetnih proizvoda za konkretne korisničke primjene.  
Svaki takav korisnik ili integrator dužan je provesti odgovarajuću i potpunu analizu rizika, procjenu i ispitivanje proizvoda u odnosu na odgovarajuću specifičnu primjenu ili uporabu istog.  
Niti društvo Schneider Electric Industries SAS niti bilo koje od njegovih povezanih poduzeća ili podružnica neće preuzeti obvezu ili snositi odgovornost za pogrešnu upotrebu ovdje sadržanih informacija.

mm  
in.



- (1) Relays
- (2) Protection module
- (3) Maintaining clamp

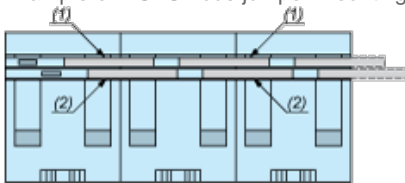
### Wiring Diagram



Symbols shown in blue correspond to Nema marking.

### Bus Jumpers Mounting on Sockets with Separate Contacts

Example of RUZS2 bus jumper mounting on sockets (view from below)



- (1) 2 bus jumpers (polarity A2)
- (2) 2 bus jumpers (polarity A1)