


## RSL1GB4ND

tanki utični relej sučelja – Zelio RSL – 1 C/O  
niskonaponski – 60 V DC – 6 A



### Glavno

|  |                      |
|--|----------------------|
| Range of product                             | Zelio Relay          |
| Series name                                  | Slim interface relay |
| Product or component type                    | Plug-in relay        |
| Device short name                            | RSL                  |
| Contacts type and composition                | 1 C/O                |
| Contact operation                            | Low level            |
| [Uc] control circuit voltage                 | 60 V DC              |
| [Ithe] conventional enclosed thermal current | 6 Aat -40...55 °C    |
| Status LED                                   | Without              |
| Control type                                 | Without push-button  |

### Komplementarno

|  |   |
|--|---|
| Shape of pin                           | Flat (PCB type)   |
| Average resistance                     | 16600 Ohm at 23 °C +/- 15 %                                   |
| Rated operational voltage limits       | 45...84 V DC  |
| [Ui] rated insulation voltage          | 250 V conforming to EN/IEC<br>277 V conforming to cUL         |
| [Uimp] rated impulse withstand voltage | 6 kV conforming to IEC  |
| Contacts material                      | Silver alloy - gold plated (AgSnO2)                           |
| [Ie] rated operational current         | 6 A (AC-1/DC-1) conforming to IEC/UL                          |
| Minimum switching current              | 1 mA  |
| Maximum switching voltage              | 277 V   |
| Switching voltage                      | 24 V  |
| Maximum switching capacity             | 1500 VA<br>50 W   |
| Minimum switching capacity             | 24 mW   |
| Operating rate                         | <= 360 cycles/hour under load<br><= 18000 cycles/hour no-load |
| Mechanical durability                  | 10000000 cycles   |
| Electrical durability                  | 60000 cycles (6 Aat 250 V, AC-1) C/O                          |
| Operating time                         | 5 ms<br>12 ms reset   |
| Protection category                    | RT III  |
| Operating position                     | Any position  |
| Width                                  | 5 mm  |
| Height                                 | 28 mm   |
| Depth                                  | 18.5 mm   |
| Terminals description ISO n°1          | (11-12-14)OC<br>(A1-A2)CO                                     |
| Product weight                         | 0.0054 kg   |
| Load current                           | 6 Aat 250 V ACfor 0.5 mm mounting distance                    |
| Average coil consumption               | 0.21 W  |
| Drop-out voltage threshold             | >= 0.05 Uc  |
| Safety reliability data                | B10d = 60000  |
| Mounting support                       | Socket or PCB   |

Informacije dane u ovoj dokumentaciji sadrže opće opise i/ili tehničke karakteristike o performansama ovdje sadržanih proizvoda. Ova dokumentacija nije namijenjena kao zamjena za niti bi se trebala koristiti za određivanje prikladnosti ili pouzdanosti predmetnih proizvoda za konkretne korisničke primjene. Svaki takav korisnik ili integrator dužan je provesti odgovarajuću i poplunu analizu rizika, procjenu i ispitivanje proizvoda u odnosu na odgovarajuću specifičnu primjenu ili uporabu istog. Niti društvo Schneider Electric Industries SAS niti bilo koje od njegovih povezanih poduzeća ili podružnica neće preuzeti obvezu ili snositi odgovornost za pogrešnu upotrebu sadržanih informacija.

## Okolina

|                                       |   |
|---------------------------------------|---|
| dielectric strength                   | 1000 V AC (between contacts)<br>4000 V AC (between coil and contact)  |
| standards                             | EN/IEC 61810-1<br>UL 508<br>CSA C22.2 No 14   |
| product certifications                | CSA<br>UL<br>EAC  |
| ambient air temperature for storage   | -40...70 °C   |
| vibration resistance                  | +/- 1 mm (f = 10...55 Hz) conforming to EN/IEC 60068-2-6  |
| IP degree of protection               | IP40 conforming to EN/IEC 60529   |
| shock resistance                      | 5 gn for 11 ms not operating conforming to EN/IEC 60068-2-27<br>5 gn for 11 ms in operation conforming to EN/IEC 60068-2-27 |
| ambient air temperature for operation | -40...55 °C   |

## Offer Sustainability

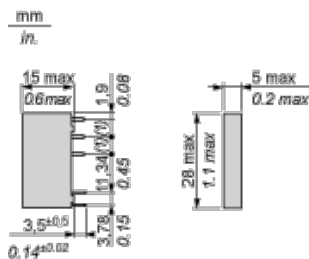
|   |   |
|---|---|
| Green Premium product   | Green Premium product   |
| Compliant - since 1417 - Schneider Electric declaration of conformity | Compliant - since 1417 - Schneider Electric declaration of conformity |
| Reference not containing SVHC above the threshold                     | Reference not containing SVHC above the threshold                     |
| Available   | Available   |
| Need no specific recycling operations                                 | Need no specific recycling operations                                 |

## Contractual warranty

|                 |           |
|-----------------|-----------|
| Warranty period | 18 months |
|-----------------|-----------|

## Dimensions

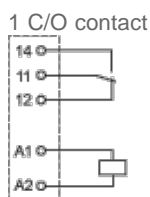
### Relay with Flat Pins (PCB Type)



(1): 5.04 mm / 0.19 in.

## Wiring Diagram

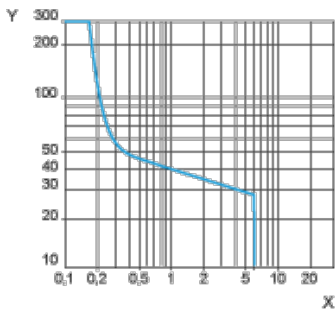
### Relay with Flat Pins (PCB Type)



## Curves for Resistive Load

### Maximum Switching Capacity on DC Load

Resistive load



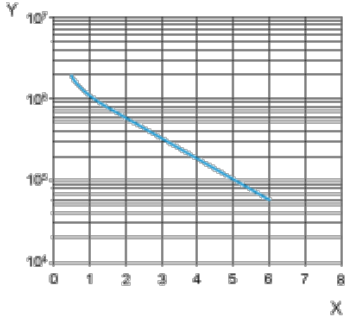
X DC Current

Y DC Voltage

**Electrical Durability**

Only tested at 6A/250VAC, projection for the rest

250 Vac Resistive load



X Switching current (A)

Y Cycles

**Note :** These are typical curves, actual durability depends on load, environment, duty cycle, etc.