


## RSL1AB4BD

tanki utični relej sučelja – Zelio RSL – 1 C/O  
standardni – 24 V DC – 6 A



### Glavno

Range of product	Zelio Relay
Series name	Slim interface relay
Product or component type	Plug-in relay
Device short name	RSL
Contacts type and composition	1 C/O
Contact operation	Standard
[Uc] control circuit voltage	24 V DC
[Ithe] conventional enclosed thermal current	6 Aat -40...55 °C
Status LED	Without
Control type	Without push-button

### Komplementarno

Shape of pin	Flat (PCB type)
Average resistance	3390 Ohm at 23 °C +/- 15 %
Rated operational voltage limits	18...33.6 V DC
[Ui] rated insulation voltage	250 V conforming to EN/IEC 277 V conforming to cUL
[Uimp] rated impulse withstand voltage	6 kV conforming to IEC
Contacts material	Silver alloy (AgSnO2)
[Ie] rated operational current	6 A (AC-1/DC-1) conforming to IEC/UL
Minimum switching current	10 mA
Maximum switching voltage	277 V
Switching voltage	12 V
Maximum switching capacity	1500 VA 50 W
Minimum switching capacity	120 mW
Operating rate	<= 360 cycles/hour under load <= 18000 cycles/hour no-load
Mechanical durability	10000000 cycles
Electrical durability	60000 cycles (6 Aat 250 V, AC-1) C/O
Operating time	5 ms 12 ms reset
Protection category	RT III
Operating position	Any position
Width	5 mm
Height	28 mm
Depth	18.5 mm
Terminals description ISO n°1	(11-12-14)OC (A1-A2)CO
Product weight	0.0054 kg
Load current	6 Aat 250 V ACfor 0.5 mm mounting distance
Average coil consumption	0.17 W
Drop-out voltage threshold	>= 0.05 Uc
Safety reliability data	B10d = 60000
Mounting support	Socket or PCB

Informacije dane u ovoj dokumentaciji sadrže opće opise i/ili tehničke karakteristike o performansama ovdje sadržanih proizvoda.  
Ova dokumentacija nije namijenjena kao zamjena za niti bi se trebala koristiti za određivanje prikladnosti ili pouzdanosti predmetnih proizvoda za konkretne korisničke primjene.  
Svaki takav korisnik ili integrator dužan je provesti odgovarajuću i poplunu analizu rizika, procjenu i ispitivanje proizvoda u odnosu na odgovarajuću specifičnu primjenu ili uporabu istog.  
Niti društvo Schneider Electric Industries SAS niti bilo koje od njegovih povezanih poduzeća ili podružnica neće preuzeti obvezu ili snositi odgovornost za pogrešnu upotrebu sadržanih informacija.

## Okolina

dielectric strength	1000 V AC (between contacts) 4000 V AC (between coil and contact)
standards	EN/IEC 61810-1 UL 508 CSA C22.2 No 14
product certifications	CSA UL EAC
ambient air temperature for storage	-40...70 °C
vibration resistance	+/- 1 mm (f = 10...55 Hz) conforming to EN/IEC 60068-2-6
IP degree of protection	IP40 conforming to EN/IEC 60529
shock resistance	5 gn for 11 ms not operating conforming to EN/IEC 60068-2-27 5 gn for 11 ms in operation conforming to EN/IEC 60068-2-27
ambient air temperature for operation	-40...55 °C

## Offer Sustainability

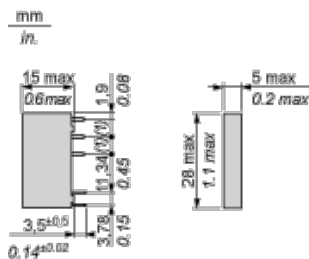
Green Premium product	Green Premium product
Compliant - since 1417 - Schneider Electric declaration of conformity	Compliant - since 1417 - Schneider Electric declaration of conformity
Reference not containing SVHC above the threshold	Reference not containing SVHC above the threshold
Available	Available
Need no specific recycling operations	Need no specific recycling operations

## Contractual warranty

Warranty period	18 months
-----------------	-----------

## Dimensions

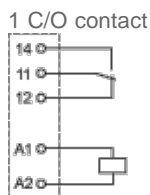
### Relay with Flat Pins (PCB Type)



(1): 5.04 mm / 0.19 in.

## Wiring Diagram

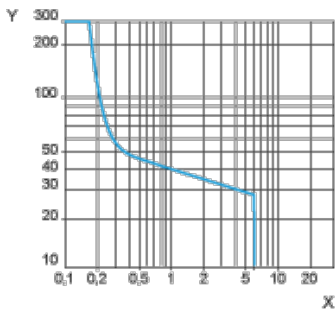
### Relay with Flat Pins (PCB Type)



## Curves for Resistive Load

### Maximum Switching Capacity on DC Load

Resistive load



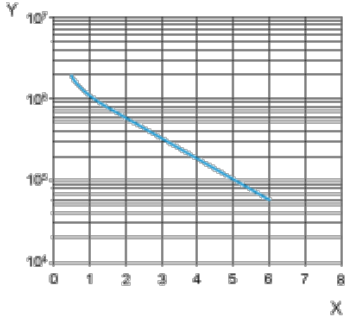
X DC Current

Y DC Voltage

**Electrical Durability**

Only tested at 6A/250VAC, projection for the rest

250 Vac Resistive load



X Switching current (A)

Y Cycles

**Note :** These are typical curves, actual durability depends on load, environment, duty cycle, etc.