

RPM12P7

utični strujni relej – Zelio RPM – 1 C/O – 230 V AC – 15 A – s LED-om



Glavno

Range of product	Zelio Relay
Series name	Power
Product or component type	Plug-in relay
Device short name	RPM
Contacts type and composition	1 C/O
[Uc] control circuit voltage	230 V AC
[Ithe] conventional enclosed thermal current	15 A at -40...55 °C
Status LED	With
Control type	Lockable test button
Utilisation coefficient	20 %

Komplementarno

Shape of pin	Flat
[Ui] rated insulation voltage	250 V conforming to IEC 300 V conforming to UL 300 V conforming to CSA
[Uimp] rated impulse withstand voltage	4 kV for 1.2/50 µs
Contacts material	AgNi
[Ie] rated operational current	15 A at 277 V AC conforming to UL 7.5 A at 28 V DC (NC) conforming to IEC 15 A at 250 V AC (NO) conforming to IEC 7.5 A at 250 V AC (NC) conforming to IEC 15 A at 28 V DC (NO) conforming to IEC 15 A at 28 V DC conforming to UL
Maximum switching voltage	250 V conforming to IEC
Load current	15 A at 250 V AC 15 A at 28 V DC
Maximum switching capacity	3750 VA 420 W
Minimum switching capacity	170 mW at 10 mA, 17 V
Operating rate	<= 18000 cycles/hour no-load <= 1200 cycles/hour under load
Mechanical durability	10000000 cycles
Electrical durability	100000 cycles for resistive load
Average coil consumption in VA	1.6 at 60 Hz
Drop-out voltage threshold	>= 0.15 U _c AC
Operating time	20 ms at nominal voltage
Reset time	20 ms at nominal voltage
Average resistance	16270 Ohm +/- 15 % at 20 °C
Rated operational voltage limits	184...253 V AC
Protection category	RT I
Operating position	Any position
Safety reliability data	B10d = 100000
Product weight	0.026 kg
Device presentation	Complete product

Okolina

dielectric strength	2000 V AC between coil and contact with reinforced insulation
---------------------	---

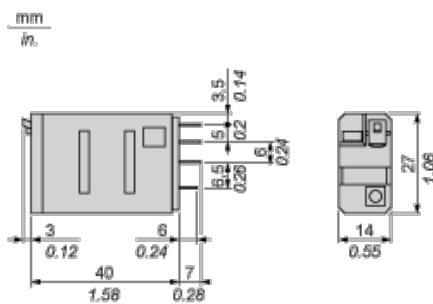
Informacije dane u ovoj dokumentaciji sadrže opće opise i/ili tehničke karakteristike o performansama ovdje sadržanih proizvoda. Ova dokumentacija nije namijenjena kao zamjena za niti bi se trebala koristiti za određivanje prikladnosti ili pouzdanosti predmetnih proizvoda za konkretne korisničke primjene. Svaki takav korisnik ili integrator dužan je provesti odgovarajuću i popunivu analizu rizika, procjenu i ispitivanje proizvoda u odnosu na odgovarajuću specifičnu primjenu ili uporabu istog. Niti društvo Schneider Electric Industries SAS niti bilo koje od njegovih povezanih podružnica neće preuzeti obvezu ili snositi odgovornost za pogrešnu upotrebu ovdje sadržanih informacija.

	1500 V AC between contacts with micro disconnection insulation
standards	EN/IEC 61810-1 UL 508 CSA C22.2 No 14
product certifications	CSA RoHS UL REACH EAC
ambient air temperature for storage	-40...85 °C
ambient air temperature for operation	-40...55 °C
vibration resistance	3 gn (f = 10...150 Hz), amplitude +/- 1 mm (on 5 cycles in operation) 5 gn (f = 10...150 Hz), amplitude +/- 1 mm (on 5 cycles not operating)
IP degree of protection	IP40 conforming to EN/IEC 60529
shock resistance	30 gn not operating 15 gn in operation
pollution degree	3

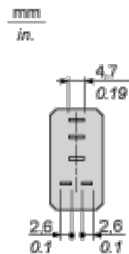
Contractual warranty

Warranty period	18 months
-----------------	-----------

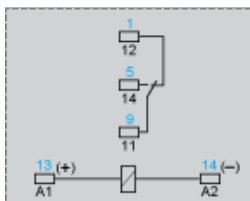
Dimensions



Pin Side View



Wiring Diagram

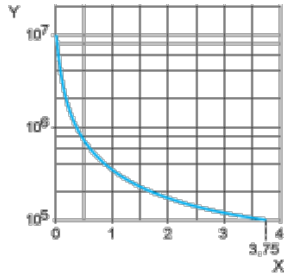


Symbols shown in blue correspond to Nema marking.

Electrical Durability of Contacts

Durability (inductive load) = durability (resistive load) x reduction coefficient.

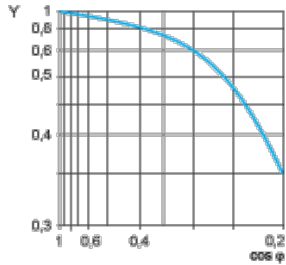
Resistive AC load



X Switching capacity (kVA)

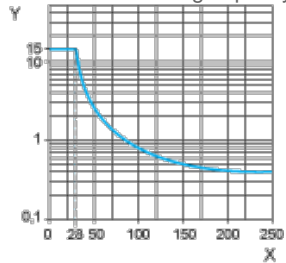
Y Durability (Number of operating cycles)

Reduction coefficient for inductive AC load (depending on power factor $\cos \phi$)



Y Reduction coefficient (A)

Maximum switching capacity on resistive DC load



X Voltage DC

Y Current DC

Note : These are typical curves, actual durability depends on load, environment, duty cycle, etc.