

## RMPT50BD

prijenosnik temperature – 0..250 °C / 32..482 °F – za  
sonde Universal Pt100



### Glavno

Range of product	Zelio Analog
Product or component type	Converter for Universal Pt100 probes
Analogue input type	Temperature probe 0...250 °C/32...482 °F Pt 100 2, 3 or 4 wires
Analogue output type	Current 0...20 mA ≤ 500 Ohm Current 4...20 mA ≤ 500 Ohm Voltage 0...10 V ≥ 100 kOhm

### Komplementarno

Protection type	Overvoltage protection on output (+/- 30 V) Reverse polarity protection on output Reverse polarity protection on power supply Short-circuit protection on output
Analogue output voltage	-15...-11 V when no input or input wire broken 11...15 V when no input or input wire broken
Analogue output current	0...-30 mA when no input or input wire broken 22...30 mA when no input or input wire broken
[Us] rated supply voltage	24 V DC non isolated +/- 20 %
Current consumption	≤ 40 mA for voltage output ≤ 60 mA for current output
Local signalling	LED green (power ON)
Measurement error	+/- 0.5 % of full scale (3 or 4 wires) at 20 °C +/- 1 % of full scale (2 wires) at 20 °C +/- 10 % of full scale at 20 °C (electromagnetic interference of 10 V/m)
Repeat accuracy	+/- 0.2 % full scale at 20 °C +/- 0.6 % full scale at 60 °C
Temperature coefficient	150 ppm/°C
Maximum wiring resistance	0.2 Ohm connection in 2 wires
Clamping connection capacity	1 x 2.5 mm <sup>2</sup> 2 x 1.5 mm <sup>2</sup>
Tightening torque	0.6...1.1 N.m
Marking	CE
Surge withstand	0.5 kV for 1.2/50 μs conforming to IEC 61000-4-5
[Ui] rated insulation voltage	2000 V
Fixing mode	Clip-on, 35 mm symmetrical DIN rail Fixed, mounting plate
Safety reliability data	MTTFd = 32.9 years B10d = 30437
Product weight	0.12 kg

### Okolina

electromagnetic compatibility	Electrostatic discharge (test level: 6 kV, level 3 - contact discharge) conforming to IEC 61000-4-2 Electrostatic discharge (test level: 8 kV, level 3 - air discharge) conforming to IEC 61000-4-2
standards	DIN 43760 EN/IEC 60584-1 EN/IEC 60751 EN/IEC 60947-1
product certifications	CSA

Informacije dane u ovoj dokumentaciji sadrže opće opise i/ili tehničke karakteristike o performansama ovdje sadržanih proizvoda.  
 Ova dokumentacija nije namijenjena kao zamjena za niti bi se trebala koristiti za određivanje prikladnosti ili pouzdanosti predmetnih proizvoda za konkretne korisničke primjene.  
 Svaki takav korisnik ili integrator dužan je provesti odgovarajuću i poplunu analizu rizika, procjenu i ispitivanje proizvoda u odnosu na odgovarajuću specifičnu primjenu ili uporabu istog.  
 Niti društvo Schneider Electric, Industries SAS niti bilo koje od njegovih povezanih poduzeća ili podružnica neće preuzeti obvezu ili snositi odgovornost za pogrešnu upotrebu ovdje sadržanih informacija.

GL  
UL

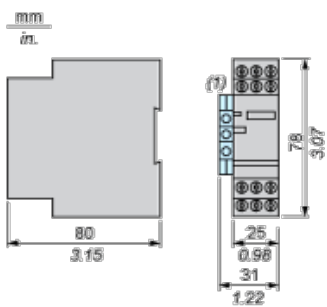
IP degree of protection	IP20 terminal block IP50 housing
fire resistance	850 °C conforming to IEC 60695-2-1 850 °C conforming to UL
shock resistance	50 gn for 11 ms conforming to IEC 60068-2-27
vibration resistance	5 gn (f = 10...100 Hz) conforming to IEC 60068-2-6
resistance to fast transients	1 kV on input-output conforming to IEC 61000-4-4 2 kV on power supply conforming to IEC 61000-4-4
disturbance radiated/conducted	CISPR 11 CISPR 22 group 1 - class B
ambient air temperature for storage	-40...85 °C
ambient air temperature for operation	0...50 °C (mounting side by side) 0...60 °C (2 cm spacing)
pollution degree	2 conforming to IEC 60664-1

### Contractual warranty

Warranty period	18 months
-----------------	-----------

## Analog Interface (Converter)

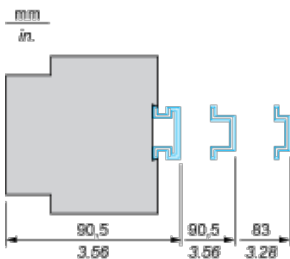
### Dimensions



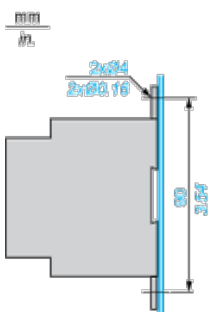
(1) Terminal block AB1TP435U or AB1RRNTP435U2

## Mounting

### Mounting on Rails AM1\*\*\*\*\*

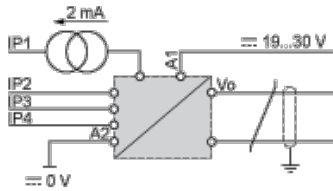


### Panel Mounting



## Analog Interface: Converter for Universal Pt100 Probe

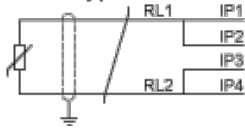
### Wiring Diagram



The input, output and power supply lines must be kept away from the power cables to avoid effects due to induced interference. The input and output cables must be shielded as indicated in the schemes and must be kept away from each other.

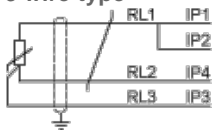
### Input Connections

#### 2-wire type



$$RL1 + RL2 \leq 200 \text{ m}\Omega$$

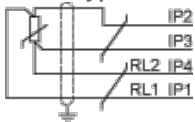
#### 3-wire type



$$RL1 = RL2 = RL3$$

$$RL1 + RL2 \geq 200 \text{ }\Omega$$

#### 4-wire type



$$RL1 + RL2 \leq 200 \text{ }\Omega$$