



Glavno

Range of product	Zelio Control
Product or component type	Modular measurement and control relays
Relay type	Current control relay
Relay name	RM17JC
Relay monitored parameters	Overcurrent detection
Time delay type	Without
Switching capacity in VA	1250 VA
Minimum switching current	10 mA at 5 V DC
Power consumption in VA	3 VA
Measurement range	2...20 A current
Utilisation category	AC-12 conforming to IEC 60947-5-1 AC-13 conforming to IEC 60947-5-1 AC-14 conforming to IEC 60947-5-1 AC-15 conforming to IEC 60947-5-1 DC-12 conforming to IEC 60947-5-1 DC-13 conforming to IEC 60947-5-1 DC-14 conforming to IEC 60947-5-1

Komplementarno

Maximum switching voltage	250 V AC/DC
[Us] rated supply voltage	24...240 V AC/DC, 50/60 Hz +/- 10 %
Supply voltage limits	20.4...264 V AC/DC
Control circuit voltage limits	- 15 % + 10 % Un
Power consumption in W	<= 1 W
Control circuit frequency	40...70 Hz sinusoidal
Output contacts	1 C/O
Nominal output current	5 A
Measuring cycle	<= 30 ms measurement cycle as true rms value
Hysteresis	15 % fixed of threshold setting
Run-up delay at power-up	0.5 s
Measurement accuracy	+/- 10 % of the full scale value
Repeat accuracy	+/- 0.5 % for input and measurement circuit
Measurement error	+/- 0.05 %/°C with temperature variation < 1 % over the whole range with voltage variation
Response time	< 200 ms in the event of a fault
Polarity	Yes DC
Threshold setting	10...100 %
Input current	100000 mA permanent at 25 °C 300000 mA non repetitive < 3 s at 25 °C
Marking	CE : 73/23/EEC CE : EMC 89/336/EEC
Overvoltage category	III conforming to IEC 60664-1
Insulation resistance	> 500 MOhm at 500 V DC conforming to IEC 60255-5 > 500 MOhm at 500 V DC conforming to IEC 60664-1
[U _i] rated insulation voltage	400 V conforming to IEC 60664-1
Insulation	Between supply and measurement
Operating position	Any position without derating
Connections - terminals	Screw terminals 1 x 0.5...1 x 4 mm ² - AWG 20...AWG 11, solid cable without cable end Screw terminals 2 x 0.5...2 x 2.5 mm ² - AWG 20...AWG 14, solid cable without cable

Informacije dane u ovoj dokumentaciji sadrže opće opise i/ili tehničke karakteristike o performansama ovdje sadržanih proizvoda. Ova dokumentacija nije namijenjena kao zamjena za niti bi se trebala koristiti za određivanje prikladnosti ili pouzdanosti predmetnih proizvoda za konkretne korisničke primjene. Svaki takav korisnik ili integrator dužan je provesti odgovarajuću i popununu analizu rizika, procjenu i ispitivanje proizvoda u odnosu na odgovarajuću specifičnu primjenu ili uporabu istog. Niti društvo Schneider Electric Industries SAS niti bilo koje od njegovih povezanih poduzeća ili podružnica neće preuzeti obvezu ili snositi odgovornost za pogrešnu upotrebu ovdje sadržanih informacija.

end
 Screw terminals 1 x 0.2...1 x 2.5 mm² - AWG 24...AWG 12, flexible cable with cable end
 end
 Screw terminals 2 x 0.2...2 x 1.5 mm² - AWG 24...AWG 16, flexible cable with cable end
 end

Tightening torque	0.6...1 N.m conforming to IEC 60947-1
Housing material	Self-extinguishing plastic
Local signalling	LED greenfor power ON LED yellowfor relay ON
Mounting support	35 mm symmetrical DIN rail conforming to EN/IEC 60715
Electrical durability	100000 cycles
Mechanical durability	30000000 cycles
Operating rate	<= 360 operations/hour under full load
Contacts material	Cadmium free
Width	17.5 mm
Product weight	0.13 kg

Okolina

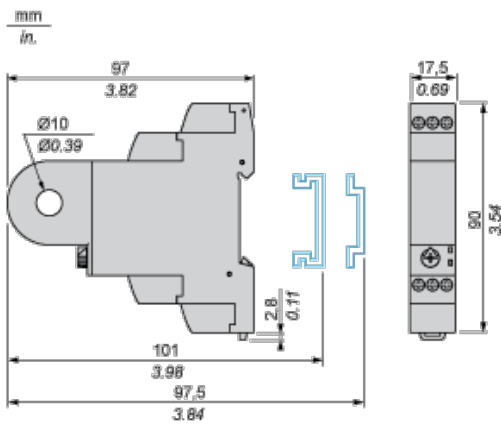
immunity to microbreaks	10 ms
electromagnetic compatibility	Emission standard for industrial environments conforming to EN/IEC 61000-6-4 Emission standard for residential, commercial and light-industrial environments conforming to EN/IEC 61000-6-3 Immunity for industrial environments conforming to NF EN/IEC 61000-6-2
standards	EN/IEC 60255-6
product certifications	CSA C-Tick GL GOST UL
ambient air temperature for storage	-40...70 °C
ambient air temperature for operation	-20...50 °C
relative humidity	95 % at 55 °C conforming to IEC 60068-2-30
vibration resistance	0.35 mm (f = 5...57.6 Hz) conforming to IEC 60068-2-6 1 gn (f = 57.6...150 Hz) conforming to IEC 60255-21-1
shock resistance	15 gnfor 11 ms conforming to IEC 60255-21-1
IP degree of protection	IP20(terminals) conforming to IEC 60529 IP30 (casing) conforming to IEC 60529
pollution degree	3 conforming to IEC 60664-1
dielectric test voltage	2 kV AC 50 Hz
non-dissipating shock wave	4 kV

Offer Sustainability

Green Premium product	Green Premium product
Compliant - since 0701 - Schneider Electric declaration of conformity	Compliant - since 0701 - Schneider Electric declaration of conformity
Reference not containing SVHC above the threshold	Reference not containing SVHC above the threshold
Available	Available
Available	Available

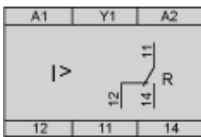
Current Control Relays

Dimensions and Mounting



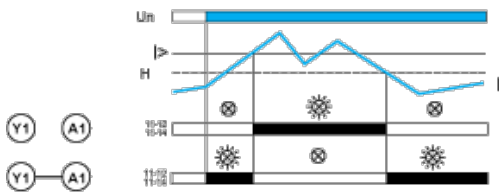
Current Control Relays

Wiring Diagram



Function Diagram

Control of Overcurrent



Legend

Un Supply voltage

I Monitored current

H Hysteresis

I> Overcurrent threshold (set by means of a potentiometer)

11-12/11-14, 21-22/21-24 Output relay connections (refer to Connections and Schema)

Relay status: black color = energized.

NOTE: When terminal Y1 is linked to A1 (+), the output is reversed.