


## LP2K0610BD

reverzibilni sklopnik TeSys K–3P (3 NO)–AC-3–<= 440 V 6 A–Zavojnica 24 V DC



### Glavno

Range	TeSys
Product name	TeSys K
Product or component type	Reversing contactor
Device short name	LP2K
Device application	Control
Contactors application	Motor control
Utilisation category	AC-3 AC-4
Device presentation	Preassembled with reversing power busbar
Poles description	3P
Pole contact composition	3 NO
[Ue] rated operational voltage	690 V AC 50/60 Hz for power circuit <= 690 V AC 50/60 Hz for signalling circuit
[Ie] rated operational current	6 A at <= 440 V AC AC-3 for power circuit
Motor power kW	3 kW at 440 V AC 50/60 Hz 3 kW at 500...600 V AC 50/60 Hz 3 kW at 660...690 V AC 50/60 Hz 1.5 kW at 220...230 V AC 50/60 Hz 2.2 kW at 380...415 V AC 50/60 Hz 3 kW at 480 V AC 50/60 Hz
Control circuit type	DC standard
[Uc] control circuit voltage	24 V DC
Auxiliary contact composition	1 NO
[Uimp] rated impulse withstand voltage	8 kV
Overvoltage category	III
[Ith] conventional free air thermal current	20 A at <= 50 °C for power circuit 10 A at <= 50 °C for signalling circuit
Irms rated making capacity	110 A AC for power circuit conforming to NF C 63-110 110 A AC for power circuit conforming to IEC 60947 110 A AC for signalling circuit conforming to IEC 60947
Rated breaking capacity	110 A at 415 V conforming to IEC 60947 110 A at 440 V conforming to IEC 60947 80 A at 500 V conforming to IEC 60947 110 A at 220...230 V conforming to IEC 60947 110 A at 380...400 V conforming to IEC 60947 70 A at 660...690 V conforming to IEC 60947
[Icw] rated short-time withstand current	90 A <= 50 °C 1 s power circuit 85 A <= 50 °C 5 s power circuit 80 A <= 50 °C 10 s power circuit 60 A <= 50 °C 30 s power circuit 45 A <= 50 °C 1 min power circuit 40 A <= 50 °C 3 min power circuit 80 A 1 s signalling circuit 90 A 500 ms signalling circuit 110 A 100 ms signalling circuit 20 A <= 50 °C >= 15 min power circuit
Associated fuse rating	25 A gG at <= 440 V for power circuit 25 A aM for power circuit 10 A gG for signalling circuit conforming to IEC 60947 10 A gG for signalling circuit conforming to VDE 0660

Informacije dane u ovoj dokumentaciji sadrže opće opise i/ili tehničke karakteristike o performansama ovdje sadržanih proizvoda. Ova dokumentacija nije namijenjena kao zamjena za niti bi se trebala koristiti za određivanje prikladnosti ili pouzdanosti predmetnih proizvoda za konkretne korisničke primjene. Svaki takav korisnik ili integrator dužan je provesti odgovarajuću i poplunu analizu rizika, procjenu i ispitivanje proizvoda u odnosu na odgovarajuću specifičnu primjenu ili uporabu istog. Niti društvo Schneider Electric Industries SAS niti bilo koje od njegovih povezanih poduzeća ili podružnica neće preuzeti obvezu ili snositi odgovornost za pogrešnu upotrebu ovdje sadržanih informacija.

Average impedance	3 mOhm at 50 Hz - lth 20 A for power circuit
[Ui] rated insulation voltage	690 V for power circuit conforming to IEC 60947-4-1 600 V for power circuit conforming to UL 508 690 V for signalling circuit conforming to IEC 60947-4-1 690 V for signalling circuit conforming to IEC 60947-5-1 600 V for signalling circuit conforming to UL 508 600 V for power circuit conforming to CSA C22.2 No 14 600 V for signalling circuit conforming to CSA C22.2 No 14
Electrical durability	1.3 Mcycles 6 A AC-3 at $U_e \leq 440$ V
Interlocking type	Mechanical
Mounting support	Plate Rail
Standards	BS 5424 IEC 60947 NF C 63-110 VDE 0660
Product certifications	CSA UL
Connections - terminals	Screw clamp terminals 1 cable(s) 1.5...4 mm <sup>2</sup> - cable stiffness: solid Screw clamp terminals 1 cable(s) 0.75...4 mm <sup>2</sup> - cable stiffness: flexible - without cable end Screw clamp terminals 1 cable(s) 0.34...2.5 mm <sup>2</sup> - cable stiffness: flexible - with cable end Screw clamp terminals 2 cable(s) 1.5...4 mm <sup>2</sup> - cable stiffness: solid Screw clamp terminals 2 cable(s) 0.75...4 mm <sup>2</sup> - cable stiffness: flexible - without cable end Screw clamp terminals 2 cable(s) 0.34...1.5 mm <sup>2</sup> - cable stiffness: flexible - with cable end
Tightening torque	1.3 N.m - on screw clamp terminals - with screwdriver Philips No 2 1.3 N.m - on screw clamp terminals - with screwdriver flat Ø 6 mm
Operating time	10 ms coil de-energisation and NO opening 30...40 ms coil energisation and NO closing
Safety reliability level	B10d = 1369863 cycles contactor with nominal load conforming to EN/ISO 13849-1 B10d = 20000000 cycles contactor with mechanical load conforming to EN/ISO 13849-1
Mechanical durability	5 Mcycles
Operating rate	3600 cyc/h

## Komplementarno

Control circuit voltage limits	0.8...1.15 $U_c$ at $\leq 50$ °C operational 0.1...0.75 $U_c$ at $\leq 50$ °C drop-out
Inrush power in W	3 W at 20 °C
Hold-in power consumption in W	3 W at 20 °C
Heat dissipation	3 W
Auxiliary contacts type	Type instantaneous 1 NO
Minimum switching current	5 mA for signalling circuit
Minimum switching voltage	17 V for signalling circuit
Non overlap distance	0.5 mm
Insulation resistance	> 10 MOhm for signalling circuit

## Okolina

IP degree of protection	IP20 conforming to VDE 0106
protective treatment	TC conforming to IEC 60068 TC conforming to DIN 50016
ambient air temperature for operation	-25...50 °C

ambient air temperature for storage	-50...80 °C
operating altitude	2000 m without derating in temperature
flame retardance	V1 conforming to UL 94 Requirement 2 conforming to NF F 16-101 Requirement 2 conforming to NF F 16-102
mechanical robustness	Shocks contactor closed, on Z axis 15 Gn for 11 ms IEC 60068-2-27 Shocks contactor opened, on Z axis 10 Gn for 11 ms IEC 60068-2-27 Vibrations contactor closed 4 Gn, 5...300 Hz IEC 60068-2-6 Vibrations contactor opened 2 Gn, 5...300 Hz IEC 60068-2-6 Shocks contactor opened, on X axis 10 Gn for 11 ms IEC 60068-2-27 Shocks contactor opened, on Y axis 6 Gn for 11 ms IEC 60068-2-27 Shocks contactor closed, on X axis 15 Gn for 11 ms IEC 60068-2-27 Shocks contactor closed, on Y axis 10 Gn for 11 ms IEC 60068-2-27
height	58 mm
width	90 mm
depth	57 mm
product weight	0.48 kg

## Offer Sustainability

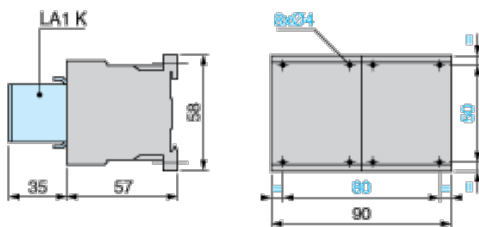
Green Premium product	Green Premium product
Compliant - since 0706 - Schneider Electric declaration of conformity	Compliant - since 0706 - Schneider Electric declaration of conformity
Reference not containing SVHC above the threshold	Reference not containing SVHC above the threshold
Available	Available
Available	Available

## Contractual warranty

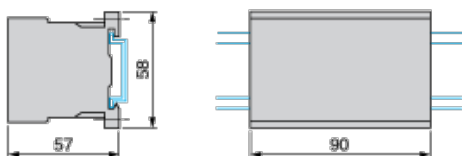
Warranty period	18 months
-----------------	-----------

## Dimensions

### Reversing Contactors LC2 K, LP2 K, LP5 K: Mounting on Panel

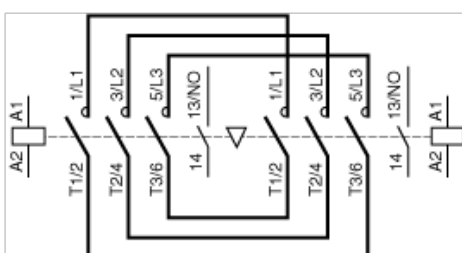


### Reversing Contactors LC2 K, LP2 K, LP5 K: Mounting on Rail AM1 DP200 or AM1 DE200 (35 mm)



## Wiring

### 3-Pole Reversing Contactors with Screw Clamp Connections: 3P + N/O



### 3-Pole Reversing Contactors with Screw Clamp Connections: 3P + N/C

