

LC3D80M7

TeSys D – pokretač zvijezda-trokut – 3 x 3P (3 NO) –
80 A – Zavojnica 220 V AC



Glavno

Range	TeSys
Product name	TeSys D
Product or component type	Star delta starter
Device short name	LC3D
Contactors application	Motor control
Utilisation category	AC-3
Device presentation	Pre-wired
Poles description	3 x 3P
Pole contact composition	3 x 3 NO
[Ue] rated operational voltage	<= 690 V AC 25...400 Hz for power circuit
[Ie] rated operational current	80 A (<= 60 °C) AC AC-3for power circuitat <= 440 V
Motor power kW	37 kW at 220/230 V AC 50/60 Hz 75 kW at 380/400 V AC 50/60 Hz 75 kW at 415 V AC 50/60 Hz 75 kW at 440 V AC 50/60 Hz
Control circuit type	AC 50/60 Hz
[Uc] control circuit voltage	
Auxiliary contact composition	1 NCfor KM2 line contactor 1 NOfor KM3 delta contactor
[Uimp] rated impulse withstand voltage	8 kV conforming to IEC 60947
Overvoltage category	III
[Ui] rated insulation voltage	600 V certifications CSA power circuit 600 V certifications UL power circuit 600 V certifications CSA signalling circuit 600 V certifications UL signalling circuit 1000 V conforming to IEC 60947-4-1 power circuit 1000 V conforming to IEC 60947-1 signalling circuit
Electrical durability	10 Mcycles 80 A AC-3 <= 440 V
Mounting support	Plate
Standards	EN 60947-4-1 EN 60947-5-1 IEC 60947-4-1 IEC 60947-5-1 UL 508 CSA C22.2 No 14
Product certifications	BV CCC CSA DNV GL GOST LROS (Lloyds register of shipping) RINA UL

Komplementarno

Connections - terminals

Screw clamp terminalsfor control circuit 1 1...4 mm² flexible without cable end
Screw clamp terminalsfor control circuit 2 1...4 mm² flexible without cable end
Screw clamp terminalsfor control circuit 2 1...2.5 mm² flexible with cable end
Screw clamp terminalsfor control circuit 1 1...4 mm² solid without cable end

Informacije dane u ovoj dokumentaciji sadrže opće opise i/ili tehničke karakteristike o performansama ovdje sadržanih proizvoda. Ova dokumentacija nije namijenjena kao zamjena za niti bi se trebala koristiti za određivanje prikladnosti ili pouzdanosti predmetnih proizvoda za konkretne korisničke primjene. Svaki takav korisnik ili integrator dužan je provesti odgovarajuću i potpunu analizu rizika, procjenu i ispitivanje proizvoda u odnosu na odgovarajuću specifičnu primjenu ili uporabu istog. Niti društvo Schneider Electric Industries SAS niti bilo koje od njegovih povezanih poduzeća ili podružnica neće preuzeti obvezu ili snositi odgovornost za pogrešnu upotrebu ovdje sadržanih informacija.

Screw clamp terminals for control circuit 2 1...4 mm² solid without cable end
 Screw clamp terminals for power circuit 1 4...50 mm² flexible without cable end
 Screw clamp terminals for power circuit 2 4...25 mm² flexible without cable end
 Screw clamp terminals for power circuit 1 4...50 mm² flexible with cable end
 Screw clamp terminals for power circuit 2 4...16 mm² flexible with cable end
 Screw clamp terminals for power circuit 1 4...50 mm² solid without cable end
 Screw clamp terminals for power circuit 2 4...25 mm² solid without cable end
 Screw clamp terminals for control circuit 1 1...2.5 mm² flexible with cable end

Tightening torque	1.7 N.m for control circuit screw clamp terminals flat Ø 6 mm 1.7 N.m for control circuit screw clamp terminals Philips No 2 9 N.m for power circuit screw clamp terminals flat Ø 6...8 mm
Mechanical durability	4 Mcycles
Operating rate	30 cyc/hat ≤ 60 °C
Starting time	30 s
Coil technology	Without built-in suppressor module
Control circuit voltage limits	0.3...0.6 U _c at 55 °C drop-out 50/60 Hz 0.8...1.1 U _c at 55 °C operational 50 Hz 0.85...1.1 U _c at 55 °C operational 60 Hz
Inrush power in VA	140 VA at 20 °C 0.75 60 Hz 160 VA at 20 °C 0.75 50 Hz
Hold-in power consumption in VA	13 VA at 20 °C 0.3 60 Hz 15 VA at 20 °C 0.3 50 Hz
Heat dissipation	4...5 W at 50/60 Hz
Auxiliary contacts type	Mechanically linked conforming to IEC 60947-5-1 3 x 1 NO + 1 NC Mirror contact conforming to IEC 60947-4-1 3 x 1 NC
Signalling circuit frequency	25...400 Hz
Minimum switching current	For signalling circuit
Switching voltage	17 V for signalling circuit
Non-overlap time	1.5 ms on energisation between NC and NO contact 1.5 ms on de-energisation between NC and NO contact
Width	311 mm
Height	143 mm
Depth	183 mm
Product weight	5.2 kg

Okolina

insulation resistance	> 10 MOhm for signalling circuit
IP degree of protection	IP20 front face conforming to IEC 60529
protective treatment	TH conforming to IEC 60068-2-30
pollution degree	3
ambient air temperature for storage	-60...80 °C
ambient air temperature for operation	-40...70 °C at U _c
operating altitude	3000 m without derating in temperature
fire resistance	850 °C conforming to IEC 60695-2-1
flame retardance	V1 conforming to UL 94
mechanical robustness	Vibrations contactor open 2 Gn, 5...300 Hz Shocks contactor open 8 Gn for 11 ms Vibrations contactor closed 3 Gn, 5...300 Hz Shocks contactor closed 10 Gn for 11 ms

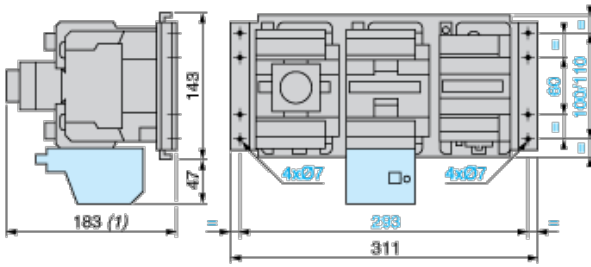
Offer Sustainability

Green Premium product	Green Premium product
Compliant - since 1801 - Schneider Electric declaration of conformity	Compliant - since 1801 - Schneider Electric declaration of conformity
Reference not containing SVHC above the threshold	Reference not containing SVHC above the threshold
Available	Available
Available	Available

Contractual warranty

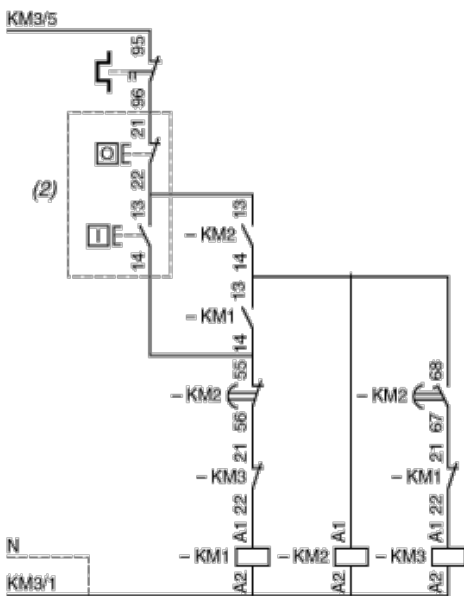
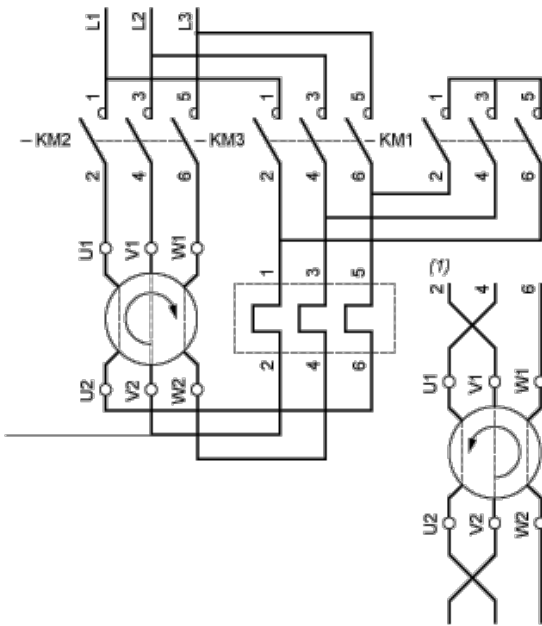
Warranty period	18 months
-----------------	-----------

Dimensions



(1) +4 mm with sealing cover

Wiring



(1) Recommended cabling for reversal of motor rotation (standard motor, viewed from shaft end).

(2) Remote control.

NOTE: LC3 D09A to D18A: Mechanical interlock between KM3 and KM1.