

Product data sheet
Characteristics



LC1D95P5

TeSys D sklopnik 3P 95A AC-3 - 1NO+1NC -
230V 50Hz





Main

Range	TeSys
Product name	TeSys D
Product or component type	Contacteur
Device short name	LC1D
Contacteur application	Motor control Resistive load
Utilisation category	AC-1 AC-3 AC-4
Poles description	3P
Power pole contact composition	3 NO
[Ue] rated operational voltage	Power circuit 1000 V AC 25...400 Hz
[Ie] rated operational current	95 A 60 °C) <= 440 V AC-3 power circuit 125 A 60 °C) <= 690 V AC-1 power circuit
Motor power kW	25 KW 220...230 V AC 50 Hz AC-3) 45 KW 380...400 V AC 50 Hz AC-3) 45 KW 415...440 V AC 50 Hz AC-3) 55 KW 500 V AC 50 Hz AC-3) 45 KW 660...690 V AC 50 Hz AC-3) 45 kW 1000 V AC 50 Hz AC-3)
Motor power HP (UL / CSA)	7,5 Hp 115 V AC 60 Hz 1 phase 15 Hp 230/240 V AC 60 Hz 1 phase 25 Hp 200/208 V AC 60 Hz 3 phases 30 Hp 230/240 V AC 60 Hz 3 phases 60 Hp 460/480 V AC 60 Hz 3 phases 60 hp 575/600 V AC 60 Hz 3 phases
Control circuit type	AC 50 Hz
[Uc] control circuit voltage	230 V AC 50 Hz
Auxiliary contact composition	1 NO + 1 NC
[Uimp] rated impulse withstand voltage	8 kV IEC 60947
Overvoltage category	III
[Ith] conventional free air thermal current	10 A 60 °C signalling circuit 125 A 60 °C power circuit
Irms rated making capacity	1100 A 440 V AC power circuit IEC 60947 140 A AC signalling circuit IEC 60947-5-1 250 A DC signalling circuit IEC 60947-5-1
Rated breaking capacity	1100 A 440 V power circuit IEC 60947
[Icw] rated short-time withstand current	1100 A 40 °C - 1 s power circuit 800 A 40 °C - 10 s power circuit 400 A 40 °C - 1 min power circuit 135 A 40 °C - 10 min power circuit 140 A - 100 ms signalling circuit 120 A - 500 ms signalling circuit 100 A - 1 s signalling circuit
Associated fuse rating	10 A gG signalling circuit IEC 60947-5-1 200 A gG <= 690 V type 1 power circuit 160 A gG <= 690 V type 2 power circuit
Average impedance	0,8 mOhm - Ith 125 A 50 Hz power circuit
[Ui] rated insulation voltage	Power circuit 1000 V IEC 60947-4-1 Power circuit 600 V CSA Power circuit 600 V UL Signalling circuit 690 V IEC 60947-1 Signalling circuit 600 V CSA Signalling circuit 600 V UL
Electrical durability	1,2 Mcycles 95 A AC-3 1,3 Mcycles 125 A AC-1
Power dissipation per pole	7,2 W AC-3 12,5 W AC-1

Front cover	With
Mounting support	Rail Plate
Standards	EN/IEC 60947-1 EN/IEC 60947-4-1 EN/IEC 60947-5-1 UL 60947-4-1 UL 60947-5-1 CSA C22.2 No 60947-4-1 CSA C22.2 No 60947-5-1 GB/T 14048.4
Product certifications	IECEE CB Scheme UL CSA CCC EAC LROS (Lloyds register of shipping) RINA BV DNV-GL
Connections - terminals	Control circuit screw clamp terminals 2 1... 2,5 mm ² flexible with cable end Control circuit screw clamp terminals 1 1... 2,5 mm ² flexible with cable end Control circuit screw clamp terminals 1 1... 4 mm ² flexible without cable end Control circuit screw clamp terminals 2 1... 4 mm ² flexible without cable end Control circuit screw clamp terminals 1 1... 4 mm ² solid without cable end Control circuit screw clamp terminals 2 1... 4 mm ² solid without cable end Power circuit connector 1 4...50 mm ² flexible without cable end Power circuit connector 2 4...25 mm ² flexible without cable end Power circuit connector 1 4...50 mm ² flexible with cable end Power circuit connector 2 4...16 mm ² flexible with cable end Power circuit connector 1 4...50 mm ² solid without cable end Power circuit connector 2 4...25 mm ² solid without cable end
Tightening torque	Power circuit 12 N.m connector flat Ø 6 to Ø 8 mm Power circuit 12 N.m connector hexagonal 4 mm Control circuit 1,2 N.m screw clamp terminals flat Ø 6 mm Control circuit 1,2 N.m screw clamp terminals Philips No 2
Operating time	20...35 ms closing 6...20 ms opening
Safety reliability level	B10d = 1,3 Mcycles contactor with nominal load EN/ ISO 13849-1 B10d = 20 Mcycles contactor with mechanical load EN/ISO 13849-1
Mechanical durability	10 Mcycles
Maximum operating rate	3600 cyc/h 60 °C

Complementary




Coil technology	Without built-in suppressor module
Control circuit voltage limits	0.3...0.6 U _c -40...70 °C drop-out AC 50 Hz 0.85...1.1 U _c -40...55 °C operational AC 50 Hz 1...1.1 U _c 55...70 °C operational AC 50 Hz
Inrush power in VA	200 VA 50 Hz 0,75 20 °C)
Hold-in power consumption in VA	20 VA 50 Hz 0,3 20 °C)
Heat dissipation	6...10 W 50 Hz
Auxiliary contacts type	Mechanically linked 1 NO + 1 NC IEC 60947-5-1 Mirror contact 1 NC IEC 60947-4-1
Signalling circuit frequency	25...400 Hz
Minimum switching current	5 mA signalling circuit

Minimum switching voltage	17 V signalling circuit
Non-overlap time	1,5 Ms on de-energisation between NC and NO contact 1,5 ms on energisation between NC and NO contact
Insulation resistance	> 10 MOhm signalling circuit
Contact compatibility	M12
Compatibility code	LC1D

Environment

IP degree of protection	IP20 front face IEC 60529
Protective treatment	TH IEC 60068-2-30
Pollution degree	3
Ambient air temperature for operation	-40...60 °C 60...70 °C with derating
Ambient air temperature for storage	-60...80 °C
Operating altitude	0...3000 m
Fire resistance	850 °C IEC 60695-2-1
Flame retardance	V1 UL 94
Mechanical robustness	Vibrations contactor open 2 Gn, 5...300 Hz Shocks contactor open 8 Gn for 11 ms Vibrations contactor closed 3 Gn, 5...300 Hz Shocks contactor closed 10 Gn for 11 ms
Maksimalna visina	127 mm
Maksimalna širina	85 mm
Maksimalna dubina	130 mm
Neto težina	1,61 kg

Offer Sustainability

Status održive ponude	Proizvod Green Premium
Uredba REACh	 Izjava REACh
REACh, bez SVHC	Da
Direktiva EU RoHS	Sukladno  Izjava EU RoHS
Bez otrovnih teških metala	Da
Bez žive	Da
Informacije o RoHS izuzeću	 Da
Propis RoHS za Kinu	 Izjava RoHS Za Kinu
Izjava o očuvanju okoliša	 Ekološki Profil Proizvoda
WEEE	Proizvod se na tržištima EU mora odlagati u skladu sa specifičnim propisima o prikupljanju otpada; nikako se ne smije odlagati s komunalnim otpadom.
Bez PVC-a	Da

Contractual warranty

Jamstvo	18 months
---------	-----------