



#### Main

Range of product	Altivar Machine ATV340
Product or component type	Variable speed drive
Device application	Machine
Device short name	ATV340
Variant	Standard version
Product destination	Synchronous motors Asynchronous motors
EMC filter	Integrated 50 m EN/IEC 61800-3 category C2 Integrated 150 m EN/IEC 61800-3 category C3
IP degree of protection	IP20IEC 61800-5-1 IP20IEC 60529
Degree of protection	UL type 1 UL 508C
Type of cooling	Forced convection
Supply frequency	50...60 Hz +/- 5 %
Network number of phases	3 phases
[Us] rated supply voltage	380...480 V - 15...10 %
Motor power kW	45 kW normal duty 37 kW heavy duty
Motor power hp	60 Hp normal duty 50 hp heavy duty
Line current	79,8 A 380 V with internal line choke normal duty) 69,1 A 480 V with internal line choke normal duty) 67,1 A 380 V with internal line choke heavy duty) 59 A 480 V with internal line choke heavy duty) 67,1 A 59,0 A
Prospective line I <sub>sc</sub>	50 kA
Apparent power	57,4 KVA 480 V normal duty) 49,1 kVA 480 V heavy duty)
Continuous output current	88 A 4 kHz normal duty 74,5 A 4 kHz heavy duty
Maximum transient current	105,6 A 60 s normal duty) 105,6 A 2 s normal duty) 111,8 A 60 s heavy duty) 111,8 A 2 s heavy duty)
Asynchronous motor control profile	Optimized torque mode Variable torque standard Constant torque standard
Synchronous motor control profile	Reluctance motor Permanent magnet motor
Speed drive output frequency	0,1...500 Hz
Nominal switching frequency	4 kHz
Switching frequency	2...16 kHz adjustable 4...16 kHz with derating factor
Safety function	STO (safe torque off) SIL 3

The information provided in this documentation contains general descriptions and/or technical characteristics of the products of the performance of the products contained herein. This documentation is not intended as a substitute for and is not to be used for determining suitability or reliability of these products for specific user applications. It is the duty of any such user or integrator to perform the appropriate and complete risk analysis, evaluation and testing of the products with respect to the relevant specific application or use thereof. Neither Schneider Electric Industries SAS nor any of its affiliates or subsidiaries shall be responsible or liable for misuse of the information contained herein.

## Complementary

Number of preset speeds	16 preset speeds
Communication port protocol	Modbus TCP Modbus serial Ethernet/IP
Option card	Slot GP-X digital and analog I/O extension module Slot GP-X output relay extension module Slot GP-ENC 5/12 V digital encoder interface module Slot GP-ENC analog encoder interface module Slot GP-ENC resolver encoder interface module
Output voltage	<= power supply voltage
Permissible temporary current boost	1.5 x I <sub>n</sub> 60 s heavy duty) 1.2 x I <sub>n</sub> 60 s normal duty)
Motor slip compensation	Adjustable Can be suppressed Automatic whatever the load Not available in permanent magnet motor law
Acceleration and deceleration ramps	Linear adjustable separately from 0.01...9999 s S, U or customized
Braking to standstill	By DC injection
Protection type	Thermal protection motor Safe torque off motor Motor phase loss motor Thermal protection drive Safe torque off drive Overheating drive Overcurrent drive Output overcurrent between motor phase and earth drive Output overcurrent between motor phases drive Short-circuit between motor phase and earth drive Short-circuit between motor phases drive Motor phase loss drive DC Bus overvoltage drive Line supply overvoltage drive Line supply undervoltage drive Input supply loss drive Exceeding limit speed drive Break on the control circuit drive
Frequency resolution	Display unit 0.1 Hz Analog input 0.012/50 Hz
Electrical connection	Control screw terminal 0.75...1.5 mm <sup>2</sup> AWG 18...AWG 16 Line side screw terminal 35...50 mm <sup>2</sup> AWG 2...AWG 1 DC bus screw terminal 35...50 mm <sup>2</sup> AWG 3...AWG 1 Motor screw terminal 50 mm <sup>2</sup> AWG 1
Connector type	1 x RJ45, Modbus serial on front face 1 x RJ45, Modbus serial HMI on front face 2 x RJ45, Ethernet IP/Modbus TCP on front face
Physical interface	2-wire RS 485 Modbus serial
Transmission frame	RTU Modbus serial
Transmission rate	4800 bps, 9600 bps, 19200 bps, 38.4 Kbps Modbus serial 10/100 Mbit/s Ethernet IP/Modbus TCP
Exchange mode	Half duplex, full duplex, autonegotiation Ethernet IP/Modbus TCP
Data format	8 bits, configurable odd, even or no parity Modbus serial
Type of polarization	No impedance Modbus serial
Number of addresses	1...247 Modbus serial
Method of access	Slave Modbus RTU Slave Modbus TCP
Supply	External supply for digital inputs 24 V DC 19...30 V), <1,25 mA overload and short-circuit protection Internal supply for reference potentiometer (1 to 10 kOhm) 10.5 V DC +/- 5 %, <10 mA overload and short-circuit protection Internal supply for digital inputs and STO 24 V DC 21...27 V), <200 mA overload and short-circuit protection
Local signalling	Local diagnostic 3 LED mono/dual colour) Embedded communication status 5 LED dual colour) Communication module status 2 LED dual colour) Presence of voltage 1 LED red)
Maksimalna širina	213 mm







Maksimalna visina	660 mm
Maksimalna dubina	262 mm
Neto težina	28,4 kg
Analogue input number	3
Analogue input type	AI1, AI2, AI3 software-configurable voltage 0...10 V DC 31.5 kOhm 12 bits AI1, AI3 software-configurable current 0...20 mA 250 Ohm 12 bits AI1, AI3 software-configurable temperature probe or water level sensor
Discrete input number	10
Discrete input type	STOA, STOB safe torque off, 24 V DC $\leq$ 30 V) $>$ 2.2 kOhm DI7, DI8 programmable as pulse input 0...30 kHz, 24 V DC $\leq$ 30 V) DI1...DI8 programmable, 24 V DC $\leq$ 30 V)4.4 kOhm
Input compatibility	STOA, STOB discrete input level 1 PLC EN/IEC 61131-2 DI1...DI8 discrete input level 1 PLC EN/IEC 61131-2 DI7, DI8 pulse input level 1 PLC IEC 65A-68
Discrete input logic	Positive logic (source) STOA, STOB), $<$ 5 V, $>$ 11 V Positive logic (source) DI1...DI8), $<$ 5 V, $>$ 11 V Negative logic (sink) DI1...DI8), $>$ 16 V, $<$ 10 V Positive logic (source) DI7, DI8), $<$ 0.6 V, $>$ 2.5 V
Analogue output number	2
Analogue output type	Software-configurable voltage AQ1, AQ2 0...10 V DC 470 Ohm 10 bits Software-configurable current AQ1, AQ2 0...20 mA 500 Ohm 10 bits
Discrete output number	2
Input/output type	Logic output DQ- 0...1 kHz, $\leq$ 30 V DC, 100 mA Logic output DQ+ 0...1 kHz, $\leq$ 30 V DC, 100 mA Programmable as pulse output DQ+ 0...30 kHz, $\leq$ 30 V DC, 20 mA
Sampling duration	2 Ms $\pm$ 0.5 ms DI1...DI8) - discrete input 5 Ms $\pm$ 1 ms DI7, DI8) - pulse input 1 Ms $\pm$ 1 ms AI1, AI2, AI3) - analog input 5 ms $\pm$ 1 ms AQ1, AQ2) - analog output
Accuracy	$\pm$ 0.6 % AI1, AI2, AI3 for a temperature variation 60 °C analog input $\pm$ 1 % AQ1, AQ2 for a temperature variation 60 °C analog output
Linearity error	AI1, AI2, AI3 $\pm$ 0.15 % of maximum value analog input AQ1, AQ2 $\pm$ 0.2 % analog output
Relay output number	3
Relay output type	Configurable relay logic R1 fault relay NO/NC 100000 cycles Configurable relay logic R2 sequence relay NO 100000 cycles Configurable relay logic R3 sequence relay NO 100000 cycles
Refresh time	Relay output R1, R2, R3)5 ms $\pm$ 0.5 ms)
Minimum switching current	Relay output R1, R2, R3 5 mA 24 V DC
Maximum switching current	Relay output R1 resistive, $\cos \phi = 1$ 3 A 250 V AC Relay output R1 resistive, $\cos \phi = 1$ 3 A 30 V DC Relay output R1 inductive, $\cos \phi = 0,4$ 7 ms 2 A 250 V AC Relay output R1 inductive, $\cos \phi = 0,4$ 7 ms 2 A 30 V DC Relay output R2, R3 resistive, $\cos \phi = 1$ 5 A 250 V AC Relay output R2, R3 resistive, $\cos \phi = 1$ 5 A 30 V DC Relay output R2, R3 inductive, $\cos \phi = 0,4$ 7 ms 2 A 250 V AC Relay output R2, R3 inductive, $\cos \phi = 0,4$ 7 ms 2 A 30 V DC
Mounting mode	Wall mount

## Environment

Isolation	Between power and control terminals
Insulation resistance	$>$ 1 MOhm 500 V DC for 1 minute to earth
Noise level	63,5 dB 86/188/EEC
Power dissipation in W	Natural convection 90 W 380 V 4 kHz heavy duty) Forced convection 796 W 380 V 4 kHz heavy duty) Natural convection 105 W 380 V 4 kHz normal duty) Forced convection 943 W 380 V 4 kHz normal duty)
Volume of cooling air	240 m <sup>3</sup> /h
Operating position	Vertical $\pm$ 10 degree
Electromagnetic compatibility	Electrostatic discharge immunity test level 3 IEC 61000-4-2 Radiated radio-frequency electromagnetic field immunity test level 3 IEC 61000-4-3 Electrical fast transient/burst immunity test level 4 IEC 61000-4-4 1.2/50 $\mu$ s - 8/20 $\mu$ s surge immunity test level 3 IEC 61000-4-5 Conducted radio-frequency immunity test level 3 IEC 61000-4-6
Pollution degree	2 EN/IEC 61800-5-1

Vibration resistance	1.5 mm peak to peak 2...13 Hz)IEC 60068-2-6 1 gn 13...200 Hz)IEC 60068-2-6
Shock resistance	15 gn 11 ms IEC 60068-2-27
Relative humidity	5...95 % without condensation IEC 60068-2-3
Ambient air temperature for operation	50...60 °C with current derating heavy duty) 40...60 °C with current derating normal duty) -15...50 °C without current derating heavy duty) -15...40 °C without current derating normal duty)
Ambient air temperature for storage	-40...70 °C
Operating altitude	<= 1000 m without derating 1000...4800 m with current derating 1 % per 100 m
Environmental characteristic	Chemical pollution resistance class 3C3 EN/IEC 60721-3-3 Dust pollution resistance class 3S3 EN/IEC 60721-3-3
Standards	UL 508C EN/IEC 61800-3 Environment 1 category C2 EN/IEC 61800-3 Environment 2 category C3 EN/IEC 61800-3 EN/IEC 61800-5-1 IEC 61000-3-12 IEC 60721-3 IEC 61508 IEC 13849-1
Product certifications	CSA UL REACH TÜV
Marking	CE

## Offer Sustainability

Status održive ponude	Proizvod Green Premium
Uredba REACH	 <a href="#">Izjava REACH</a>
Direktiva EU RoHS	Proaktivna sukladnost (proizvod izvan zakonskog okvira direktive EU RoHS)  <a href="#">Izjava EU RoHS</a>
Bez žive	Da
Informacije o RoHS izuzeću	 <a href="#">Da</a>
Propis RoHS za Kinu	 <a href="#">Izjava RoHS Za Kinu</a>
Izjava o očuvanju okoliša	 <a href="#">Ekološki Profil Proizvoda</a>
Profil cirkularnosti	 <a href="#">Informacije O Kraju Vijeka Trajanja</a>
WEEE	Proizvod se na tržištima EU mora odlagati u skladu sa specifičnim propisima o prikupljanju otpada; nikako se ne smije odlagati s komunalnim otpadom.