


ATS01N206RT

meki upuštač za asinkroni motor – ATS01 – 6 A – 460..480 V



Glavno

Range of product	Altistart 01
Product or component type	Soft starter
Product destination	Asynchronous motors
Product specific application	Simple machine
Device short name	ATS01
Network number of phases	3 phases
[Us] rated supply voltage	460...480 V - 10...10 %
Motor power hp	2 hp 3 phases 460...480 V 3 hp 3 phases 460...480 V
IcL starter rating	6 A
Utilisation category	AC-53B EN/IEC 60947-4-2
Current consumption	30 A at nominal load
Type of start	Start with voltage ramp
Power dissipation in W	4 W at full load and at end of starting 64 W in transient state

Komplementarno

Assembly style	With heat sink
Function available	Integrated bypass
Supply voltage limits	414...528 V
Supply frequency	50...60 Hz - 5...5 %
Network frequency	47.5...63 Hz
Output voltage	<= power supply voltage
[Uc] control circuit voltage	Built into the starter
Starting time	Adjustable from 1 to 10 s 1 s 100 10 s 10 5 s 20
Deceleration time symb	Adjustable from 1 to 10 s
Starting torque	30...80 % of starting torque of motor connected directly on the line supply
Discrete input type	Logic LI1, LI2, BOOST stop, run and boost on start-up functions <= 8 mA 27 kOhm
Discrete input voltage	24...40 V
Discrete input logic	Positive LI1, LI2, BOOST < 5 V and <= 0.2 mA > 13 V >= 0.5 mA
Discrete output current	2 A DC-13 3 A AC-15
Discrete output type	Open collector logic LO1 end of starting signal Relay outputs R1A, R1C NO
Discrete output voltage	24 V 6...30 V open collector logic
Minimum switching current	10 mA 6 V DC relay outputs
Maximum switching current	2 A 250 V AC inductive cos phi = 0.5 20 ms relay outputs 2 A 30 V DC inductive cos phi = 0.5 20 ms relay outputs
Display type	1 LED green starter powered up 1 LED yellow nominal voltage reached
Tightening torque	0.5 N.m 1.9...2.5 N.m
Electrical connection	4 mm screw clamp terminal rigid 1 1...10 mm ² AWG 8 power circuit Screw connector rigid 1 0.5...2.5 mm ² AWG 14 control circuit 4 mm screw clamp terminal rigid 2 1...6 mm ² AWG 10 power circuit Screw connector rigid 2 0.5...1 mm ² AWG 17 control circuit Screw connector flexible with cable end 1 0.5...1.5 mm ² AWG 16 control circuit 4 mm screw clamp terminal flexible without cable end 1 1.5...10 mm ² AWG 8 power

Informacije dane u ovoj dokumentaciji sadrže opće opise i/ili tehničke karakteristike o performansama ovdje sadržanih proizvoda. Ova dokumentacija nije namijenjena kao zamjena za niti bi se trebala koristiti za određivanje prikladnosti ili pouzdanosti predmetnih proizvoda za konkretne korisničke primjene. Svaki takav korisnik ili integrator dužan je provesti odgovarajuću i potpunu analizu rizika, procjenu i ispitivanje proizvoda u odnosu na odgovarajuću specifičnu primjenu ili uporabu istog. Niti društvo Schneider Electric Industries SAS niti bilo koje od njegovih povezanih poduzeća ili podružnica neće preuzeti obvezu ili snositi odgovornost za pogrešnu upotrebu ovdje sadržanih informacija.

	circuit Screw connector flexible without cable end 1 0.5...2.5 mm ² AWG 14 control circuit 4 mm screw clamp terminal flexible with cable end 2 1...6 mm ² AWG 10 power circuit 4 mm screw clamp terminal flexible without cable end 2 1.5...6 mm ² AWG 10 power circuit Screw connector flexible without cable end 2 0.5...1.5 mm ² AWG 16 control circuit
Marking	CE
Operating position	Vertical +/- 10 degree
Height	124 mm
Width	45 mm
Depth	131 mm
Product weight	0.42 kg
Compatibility code	ATS01N2

Okolina

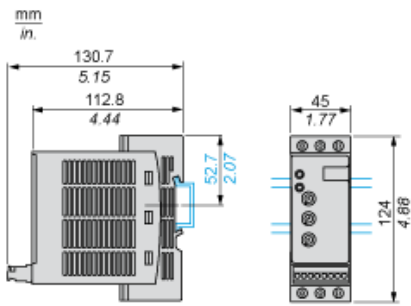
electromagnetic compatibility	EMC immunity EN 50082-1 Damped oscillating waves level 3 IEC 61000-4-12 Electrostatic discharge level 3 IEC 61000-4-2 Immunity to electrical transients level 4 IEC 61000-4-4 Immunity to radiated radio-electrical interference level 3 IEC 61000-4-3 Voltage/current impulse level 3 IEC 61000-4-5 Conducted and radiated emissions level B CISPR 11 Conducted and radiated emissions level B IEC 60947-4-2 EMC immunity EN 50082-2 Harmonics IEC 1000-3-2 Harmonics IEC 1000-3-4 Immunity to conducted interference caused by radio-electrical fields level 3 IEC 61000-4-6 Micro-cuts and voltage fluctuation IEC 61000-4-11
standards	EN/IEC 60947-4-2
product certifications	B44.1-96/ASME A17.5 for starter wired to the motor delta terminal CCC CSA C-Tick GOST UL
IP degree of protection	IP20
pollution degree	2 EN/IEC 60947-4-2
vibration resistance	1.5 mm peak to peak 3...13 Hz EN/IEC 60068-2-6 1 gn 13...150 Hz EN/IEC 60068-2-6
shock resistance	15 gn 11 ms EN/IEC 60068-2-27
relative humidity	5...95 % without condensation or dripping water EN/IEC 60068-2-3
ambient air temperature for operation	-10...40 °C without derating 40...50 °C with current derating of 2 % per °C
ambient air temperature for storage	-25...70 °C EN/IEC 60947-4-2
operating altitude	<= 1000 m without derating > 1000 m with current derating of 2.2 % per additional 100 m

Contractual warranty

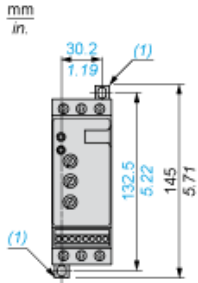
Warranty period	18 months
-----------------	-----------

Dimensions

Mounting on Symetrical (35 mm) Rail

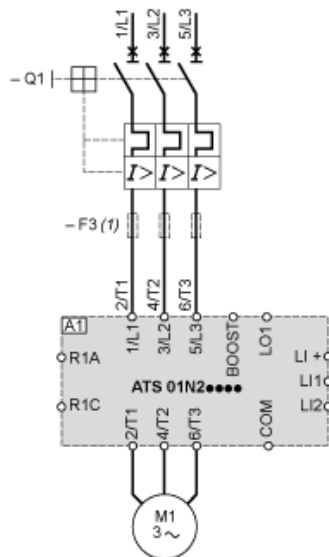


Screw Fixing



(1) Retractable fixings

Example of Manual Control



A1 : Soft start/soft stop unit

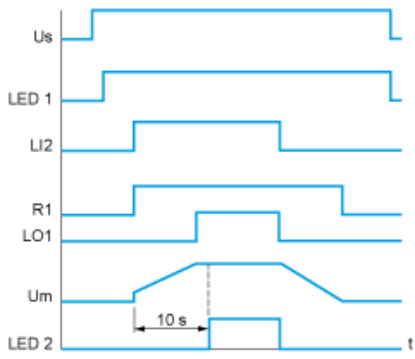
(1) For type 2 coordination

Q1 : Motor circuit-breaker

F3 : 3 fast-acting fuses

Function Diagram

2-wire Control with Deceleration



Us : Power supply voltage

LED Green LED

1 :

LI2 : Logic input

R1 : Relay output

LO1 :Logic output

LED Yellow LED

2 :

3-wire Control with Deceleration



Us : Power supply voltage

LED Green LED

1 :

LI2, Logic inputs

LI1 :

R1 : Relay output

LO1 :Logic output

Um :Motor voltage

LED Yellow LED

2 :