



Glavno

Range of product	Phaseo
Product or component type	Power supply
Power supply type	Regulated switch mode
Input voltage	100...120 V AC single phase, terminal(s): N-L1 200...240 V AC phase to phase, terminal(s): L1-L2
Output voltage	24 V DC
Rated power in W	480 W
Provided equipment	Power factor correction filter conforming to IEC 61000-3-2
Power supply output current	20 A
Output protection type	Against overload, protection technology: manual or automatic reset Against overvoltage, protection technology: 30...32 V, manual reset Against short-circuits, protection technology: manual or automatic reset Against undervoltage, protection technology: tripping if $U < 21.6$ V Thermal, protection technology: automatic reset
Ambient air temperature for operation	50...60 °C with -25...50 °C without

Komplementarno

Input voltage limits	170...264 V 85...132 V
Network frequency	47...63 Hz
Inrush current	30 A for 2 ms
Cos phi	0.68 at 240 V 0.69 at 120 V
Efficiency	88 %
Output voltage limits	24...28.8 V adjustable
Power dissipation in W	57.6 W
Line and load regulation	1...3 %
Holding time	>= 120 ms at 400 V >= 20 ms at 100 V >= 40 ms at 240 V
Permissible temporary current boost	1.5 x I_n for 4 s
Connections - terminals	Removable screw terminal block for diagnostic relay, connection capacity: 2 x 2.5 mm ² Screw type terminals for input connection, connection capacity: 3 x 0.5...3 x 4 mm ² AWG 22...AWG 12 Screw type terminals for input ground connection, connection capacity: 1 x 0.5...1 x 4 mm ² AWG 22...AWG 12 Screw type terminals for output connection, connection capacity: 4 x 0.5...4 x 4 mm ² AWG 22...AWG 12
Marking	CE
Mounting support	35 x 15 mm symmetrical DIN rail 35 x 7.5 mm symmetrical DIN rail
Operating position	Vertical
Operating altitude	2000 m
Output coupling	Parallel Series
Name of test	Conducted emissions on the power line conforming to EN 55022 Class B

Informacije dane u ovoj dokumentaciji sadrže opće opisne i/ili tehničke karakteristike o performansama ovdje sadržanih proizvoda. Ova dokumentacija nije namijenjena kao zamjena za niti bi se trebala koristiti za određivanje prikladnosti ili pouzdanosti predmetnih proizvoda za konkretne korisničke primjene. Svaki takav korisnik ili integrator dužan je provesti odgovarajuću i potpunu analizu rizika, procjenu i ispitivanje proizvoda u odnosu na odgovarajuću specifičnu primjenu ili uporabu istog. Niti društvo Schneider Electric Industries SAS niti bilo koje od njegovih povezanih poduzeća ili podružnica neće preuzeti obvezu ili snositi odgovornost za pogrešku u potrošnji ovdje sadržanih informacija.

Electrostatic discharges conforming to EN/IEC 61000-4-2
 Induced electromagnetic field conforming to EN/IEC 61000-4-6
 Magnetic field conforming to EN 61000-4-8
 Primary outage conforming to IEC 61000-4-11
 Radiated electromagnetic field conforming to EN/IEC 61000-4-3
 Radiated emissions conforming to EN 55022 Class B
 Rapid transient conforming to IEC 61000-4-4
 Surge conforming to EN/IEC 61000-4-5
 Harmonic current emission conforming to EN/IEC 61000-3-2

Status LED	1 LED green and red for output voltage 1 LED green, red and orange for output current
Depth	145 mm
Height	143 mm
Width	146 mm
Product weight	1.6 kg

Okolina

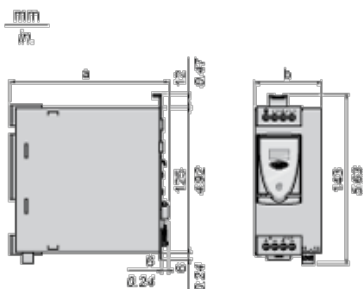
product certifications	CCSAus UL KC
standards	UL 508 CSA C22.2 No 60950-1
environmental characteristic	EMC conforming to EN 61000-6-1 EMC conforming to EN 61000-6-3 EMC conforming to EN/IEC 61000-6-2 EMC conforming to EN/IEC 61000-6-4 EMC conforming to EN/IEC 61204-3 Safety conforming to EN/IEC 60950-1 Safety conforming to EN/IEC 61204-3 Safety conforming to SELV
IP degree of protection	IP20 conforming to EN/IEC 60529 IP10
ambient air temperature for storage	-40...70 °C
relative humidity	0...90 % during operation 0...95 % in storage
overvoltage category	Class I conforming to VDE 0106-1
dielectric strength	Between input and ground Between output and ground Between input and output
MTBF reliability	717000 H at 100 V AC with UTE C80-810 calculation method 695000 H at 240 V AC with UTE C80-810 calculation method

Offer Sustainability

Green Premium product	Green Premium product
Compliant - since 0501 - Schneider Electric declaration of conformity	Compliant - since 0501 - Schneider Electric declaration of conformity
Reference not containing SVHC above the threshold	Reference not containing SVHC above the threshold
Available	Available
Available	Available

Regulated Switch Mode Power Supplies

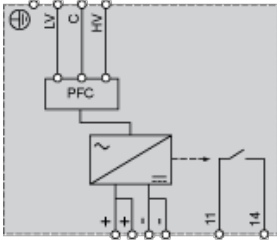
Dimensions



ABL 8	a in mm	a in in.	b in mm	b in in.
RPS24030	125	4.92	45	1.77
RPS24050	125	4.92	56	2.20
RPS24100	145	5.71	86	3.39
RPM24200	145	5.71	146	5.75
WPS24200	160	6.30	96	3.78
WPS24400	160	6.30	166	6.54

Regulated Switch Mode Power Supply

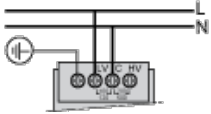
Internal Wiring Diagram



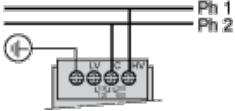
Regulated Switch Mode Power Supply

Line Supply Wiring Diagram

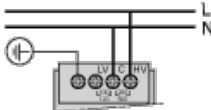
Single-phase (L-N) 100 to 120 V



Phase-to-phase (L1-L2) 200 to 500 V



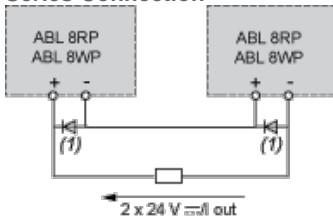
Single-phase (L-N) 200 to 500 V



Regulated Switch Mode Power Supplies

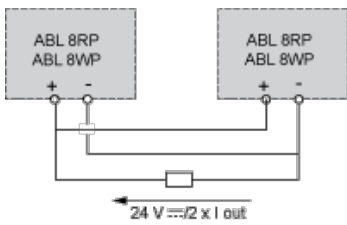
Series or Parallel Connection

Series Connection



(1) Two Schottky diodes I_{min} = power supply I_n and V_{min} = 50 V

Parallel Connection



Family	Series	Parallel
ABL 8RPS/8RPM/8WPS	2 products max. (1)	2 products max.

NOTE: Series or parallel connection is only recommended for products with identical references.

For better availability, the power supplies can also be connected in parallel using the **ABL8RED24400** Redundancy module.

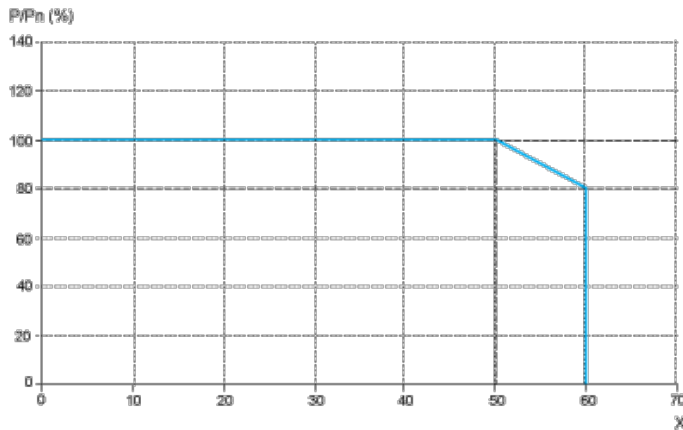
Regulated Switch Mode Power Supplies

Derating

The ambient temperature is a determining factor that limits the power an electronic power supply can deliver continuously. If the temperature around the electronic components is too high, their life will be significantly reduced.

The nominal ambient temperature for the Universal range of Phaseo power supplies is 50°C. Above this temperature, derating is necessary up to a maximum temperature of 60°C.

The graph below shows the power (in relation to the nominal power) that the power supply can deliver continuously, depending on the ambient temperature.



X Maximum operating temperature (°C)

ABL 8RPM, ABL 8RPS, ABL 8WPS mounted vertically

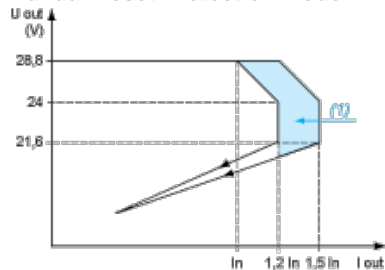
Derating should be considered in extreme operating conditions:

- | Intensive operation (output current permanently close to the nominal current, combined with a high ambient temperature)
- | Output voltage set above 24 Vdc (to compensate for line voltage drops, for example)
- | Parallel connection to increase the total power

Regulated Switch Mode Power Supply

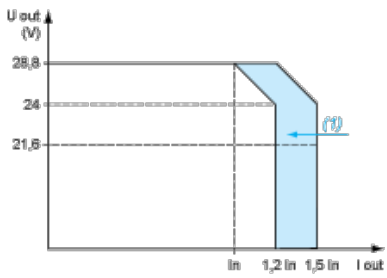
Load Limit

Manual Reset Protection Mode



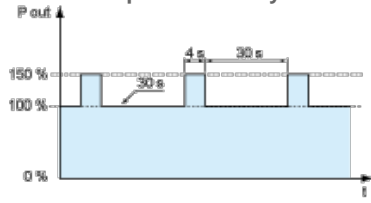
(1) Boost 4s

Automatic Reset Protection Mode



(1) Boost 4s

“Boost” Repeat Accuracy



This type of operation is described in detail in the user manual, which can be downloaded from the website.