

ABL8FEQ24100

ispravljeno i filtrirano napajanje – 1 ili 2 faze – 400 V
AC – 24 V – 10 A



Glavno

Range of product	Phaseo Rectified
Product or component type	Power supply
Power supply type	Rectified and filtered
Rated power in W	240 W
Input voltage	230 V AC single phase, terminal(s): N-L1 400 V AC phase to phase, terminal(s): L1-L2
Output voltage	24 V DC
Power supply output current	10 A
Operating position	Horizontalat 40 °C Verticalat 60 °C

Komplementarno

Input voltage limits	207...253 V 360...440 V
Network frequency limits	47...63 Hz
Input voltage tolerance	+/- 15 V
Inrush current	16 Aat 230 V 9.24 Aat 400 V
Cos phi	0.783at 230 V 0.834at 400 V
Efficiency	80 %
Power dissipation in W	48 W
Residual ripple	<= 1200 MV
Holding time	15 ms
Output protection type	Against overload and short-circuits, protection technology: external fuse, 12 A Against overvoltage, protection technology: 2 J peak limiter
Connections - terminals	Screw type terminalsfor input connection, connection capacity: 5 x 2.5...5 x 4 mm ² AWG 14...AWG 11 Screw type terminalsfor input ground connection, connection capacity: 1 x 2.5...1 x 4 mm ² AWG 14...AWG 11 Screw type terminalsfor output connection, connection capacity: 4 x 4 mm ² AWG 11
Marking	CE
Fixing mode	By 4 screws
Output coupling	Parallel Series
Operating altitude	3000 m
Name of test	Conducted/radiated emissions conforming to EN 55011 class B Electrostatic discharges conforming to EN/IEC 61000-4-2 Emission conforming to EN 50081-1 Emission conforming to EN 61000-6-3 Rapid transient conforming to IEC 61000-4-4 Surge conforming to EN/IEC 61000-4-5
Status LED	1 LED greenfor output voltage 1 LED orangefor input voltage
Depth	185 mm
Height	153 mm
Width	123 mm
Product weight	7.66 kg

Okolina

product certifications	CULus
------------------------	-------

Informacije dane u ovoj dokumentaciji sadrže opće opise i/ili tehničke karakteristike o performansama ovdje sadržanih proizvoda. Ova dokumentacija nije namijenjena kao zamjena za niti bi se trebala koristiti za određivanje prikladnosti ili pouzdanosti predmetnih proizvoda za konkretne korisničke primjene. Svaki takav korisnik ili integrator dužan je provesti odgovarajuću i potpunu analizu rizika, procjenu i ispitivanje proizvoda u odnosu na odgovarajuću specifičnu primjenu ili uporabu istog. Niti društvo Schneider Electric Industries SAS niti bilo koje od njegovih povezanih poduzeća ili podružnica neće preuzeti obvezu ili snositi odgovornost za pogrešnu upotrebu ovdje sadržanih informacija.

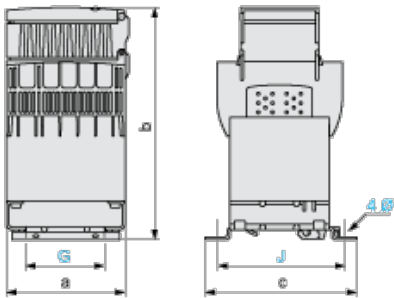
UL 508
EAC
KC

environmental characteristic	EMC conforming to IEC 62041 Safety conforming to EN/IEC 61558-2-6 Safety conforming to UL 508 Safety conforming to UL 60950-1 EMC conforming to EN/IEC 61000-3-2
IP degree of protection	IP20 conforming to EN/IEC 60529
ambient air temperature for operation	-20...60 °C
ambient air temperature for storage	-40...80 °C
relative humidity	0...95 % without condensation or dripping water
electrical shock protection class	Class I conforming to VDE 0106-1
dielectric strength	2000 V between input and ground 4600 V between input and output 500 V between output and ground

Contractual warranty

Warranty period	18 months
-----------------	-----------

Dimensions



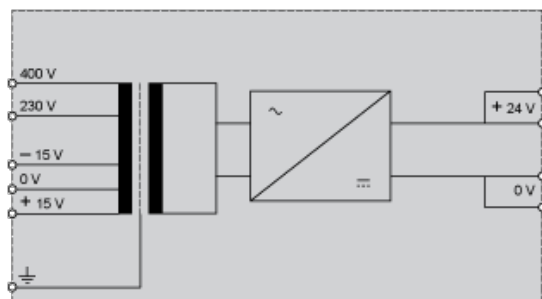
Dimensions in mm

a	b	c	G	J	Ø
123	185	153	82	136	6.5

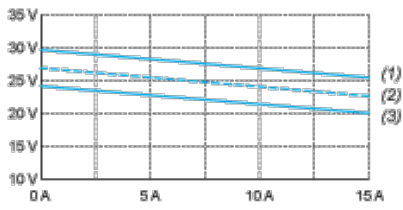
Dimensions in in.

a	b	c	G	J	Ø
4.84	7.28	6.02	3.23	5.35	0.25

Internal Wiring Diagram



Load Limits Curve



- (1) Nominal line supply + 10%
- (2) Nominal line supply
- (3) Nominal line supply - 10%