


ABL6TS04U

naponski transformator – 230..400 V – 1 x 230 V – 40 VA



Glavno

Range of product	Phaseo Optimum
Product or component type	Safety and isolation transformer
Rated power in VA	40 VA
Input voltage	230 V AC single phase, terminal(s): N-L1 400 V AC phase to phase, terminal(s): L1-L2
Output voltage	230 V AC
Secondary winding	Single
Protective cover	Without
Ambient air temperature for operation	-20...50 °C

Komplementarno

Input voltage limits	207...253 V 360...440 V
Network frequency limits	47...63 Hz
Input voltage tolerance	+/- 15 V
Efficiency	81 %
Power dissipation in W	9.4 W
Output sustained overvoltage	9 % (no load, hot state)
Voltage drop at rated load	4 %
No load losses	4.4 W
Short-circuit voltage	0,1146
Output protection type	Against overload, protection technology: external Against overvoltage, protection technology: external Against short-circuits, protection technology: external
Connections - terminals	Screw type terminals for input connection, connection capacity: 5 x 4 mm ² AWG 11 Screw type terminals for input ground connection, connection capacity: 1 x 4 mm ² AWG 11 Screw type terminals for output connection, connection capacity: 2 x 4 mm ² AWG 11
Marking	CE
Fixing mode	By clips (with mounting plate) on 35 mm symmetrical DIN rail By 4 screws, screw(s) Ø = 4.8 mm on horizontal panel with derating to 90 % By 4 screws, screw(s) Ø = 4.8 mm on vertical panel, operating position: horizontal By 4 screws, screw(s) Ø = 4.8 mm on vertical panel, operating position: vertical
Operating altitude	3000 m
Electrical insulation class	Class B
Product weight	1.2 kg

Okolina

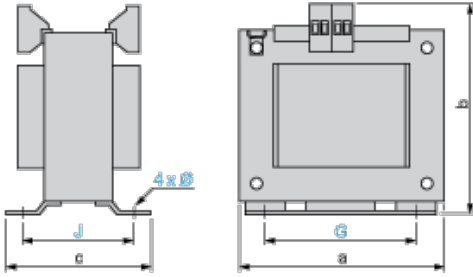
product certifications	UR EAC
standards	UL 506
IP degree of protection	IP20
environmental characteristic	EMC conforming to EN 62041 Safety conforming to EN 61558-1 Safety conforming to EN 61558-2-6
protective treatment	TC
ambient air temperature for storage	-40...80 °C
overvoltage category	Class I conforming to VDE 0106-1
dielectric strength	2000 V between winding and ground

Informacije dane u ovoj dokumentaciji sadrže opće opise i/ili tehničke karakteristike o performansama ovdje sadržanih proizvoda.
 Ova dokumentacija nije namijenjena kao zamjena za niti bi se trebala koristiti za određivanje prikladnosti ili pouzdanosti predmetnih proizvoda za konkretne korisničke primjene.
 Svaki takav korisnik ili integrator dužan je provesti odgovarajuću i potpunu analizu rizika, procjenu i ispitivanje specifičnu primjenu ili uporabu istog.
 Niti društvo Schneider Electric Industries SAS niti bilo koje od njegovih povezanih podružnica neće preuzeti obvezu ili snositi odgovornost za pogrešnu upotrebu ovdje sadržanih informacija.

Contractual warranty

Warranty period 18 months

Dimensions



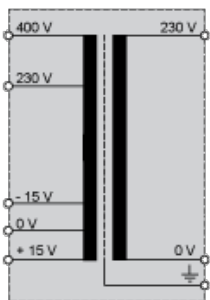
Dimensions in mm

a	b	c	G	J	Ø
78	90	68	56	47.5	4.8

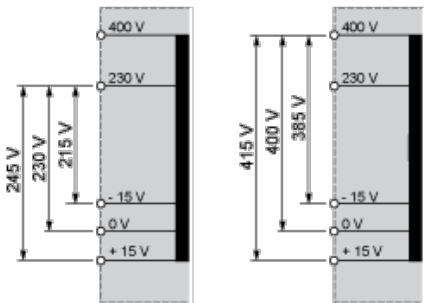
Dimensions in in.

a	b	c	G	J	Ø
3.07	3.54	2.68	2.20	1.87	0.19

Internal Scheme



Primary Voltage Wiring



Secondary Voltage Wiring

