

170ADO74050

odvojeni izlazni modul Modicon Momentum - 16 I
poluvodič



Glavno

Range of product	Modicon Momentum automation platform
Product or component type	Discrete output base AC
Group of channels	2 groups of 8 outputs
Discrete output number	16
Discrete output type	Triac
Discrete output voltage	230 V AC
Current per channel	<= 0.5 A
Short-circuit protection	Internal fuse, 5 A slow-blow per group
Protective treatment	TC

Komplementarno

[Ue] rated operational voltage	230 V AC
Discrete output current	4 A per group 8 A per module
Minimum output current	30 mA
Leakage current	2.4 mA 230 V AC
Surge current	10 A for 2 cycles 15 A for 1 cycle 5 A for 3 cycles
Voltage drop	< 1.5 V 0.5 A at state 1
Output overload protection	Internal fuse
Response time	1/2 x 1/f (= 0.5 of one line cycle) from state 0 to state 1 1/2 x 1/f (= 0.5 of one line cycle) from state 1 to state 0
Isolation between channels and bus	1780 V AC for 1 minute
Power dissipation	6 W typical 7.5 W maximum
Marking	CE
Local signalling	16 LEDs channel status
Current consumption	65 mA 230 V AC
Terminals description PLC n°1	(1)OUT_DIS#1 (10)OUT_DIS#10 (11)OUT_DIS#11 (12)OUT_DIS#12 (13)OUT_DIS#13 (14)OUT_DIS#14 (15)OUT_DIS#15 (16)OUT_DIS#16 (1L+)PW (1N)PW (2)OUT_DIS#2 (3)OUT_DIS#3 (4)OUT_DIS#4 (5)OUT_DIS#5 (6)OUT_DIS#6 (7)OUT_DIS#7 (8)OUT_DIS#8 (9)OUT_DIS#9 TB
Depth	47.5 mm
Height	141.5 mm
Width	125 mm

Informacije dane u ovoj dokumentaciji sadrže opće opise i/ili tehničke karakteristike o performansama ovdje sadržanih proizvoda.
Ova dokumentacija nije namijenjena kao zamjena za niti bi se trebala koristiti za određivanje prikladnosti ili pouzdanosti predmetnih proizvoda za konkretne korisničke primjene.
Svaki takav korisnik ili integrator dužan je provesti odgovarajuću i potpunu analizu rizika, procjenu i ispitivanje proizvoda u odnosu na odgovarajuću specifičnu primjenu ili uporabu istog.
Niti društvo Schneider Electric Industries SAS niti bilo koje od njegovih povezanih poduzeća ili podružnica neće preuzeti obvezu ili snositi odgovornost za pogrešnu upotrebu ovdje sadržanih informacija.

Product weight 0.284 kg

Okolina

product certifications	CSA FM Class 1 Division 2 UL
resistance to electrostatic discharge	4 kV contact IEC 801-2 8 kV on air IEC 801-2
resistance to electromagnetic fields	10 V/m 80...1000 MHz IEC 801-3
ambient air temperature for operation	0...60 °C
ambient air temperature for storage	-40...85 °C
relative humidity	95 % without condensation
operating altitude	<= 5000 m

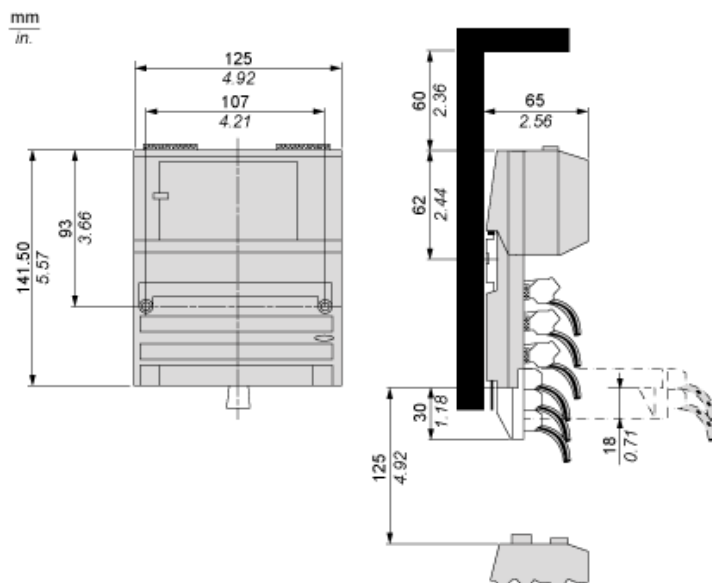
Offer Sustainability

Green Premium product	Green Premium product
Compliant - since 1350 - Schneider Electric declaration of conformity	Compliant - since 1350 - Schneider Electric declaration of conformity
Reference not containing SVHC above the threshold	Reference not containing SVHC above the threshold
Available	Available
Available	Available

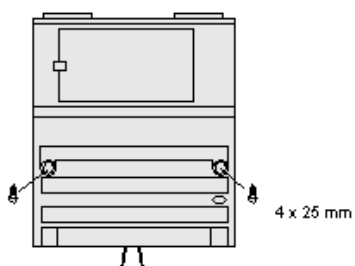
Contractual warranty

Warranty period	18 months
-----------------	-----------

Standard Adapter on a Discrete VAC Base

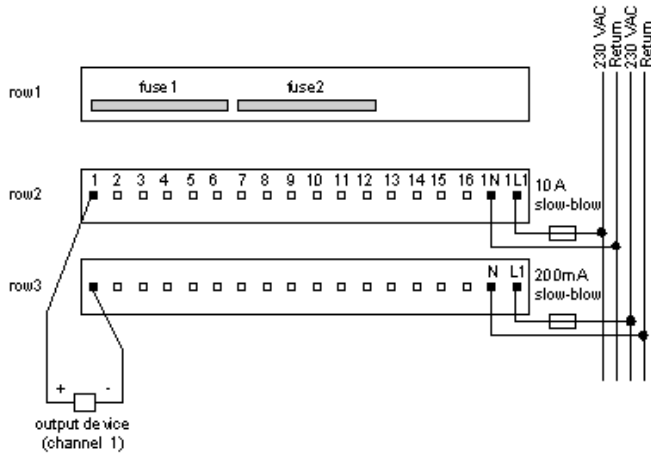


Mounting on a Wall

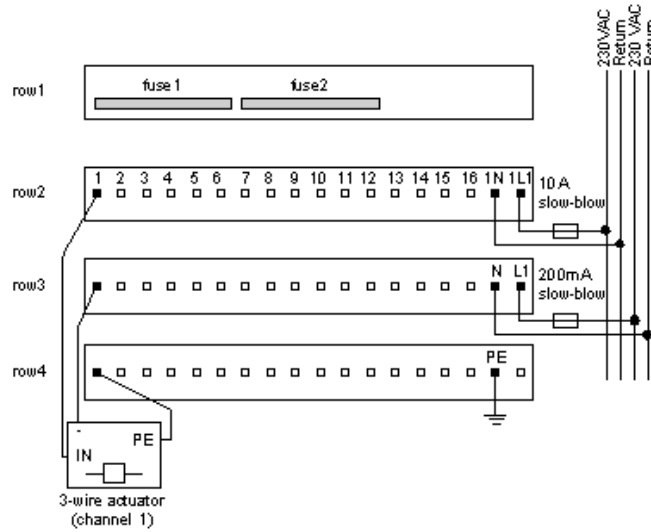


External Wiring Diagrams

2-Wire Device



3-Wire Device



Internal Pin Connections

Rows 1 through 3 show the internal connections between terminals on the I/O base. Row 4 shows the internal connections on the optional busbar.

